



CCV



COMMUNITY
COLLEGE
OF VERMONT


Agenda



CCV STUDENTS
COMMUNITY COLLEGE
ENROLLMENT PATTERNS



PART-TIME STUDENT
EXPERIENCE



STRATEGIES SUPPORTING
ACADEMIC SUCCESS AND
CAREER READINESS



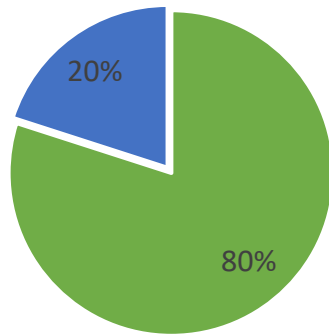
CCV'S STUDENT SUCCESS
FRAMEWORK

	Fall 2019	Fall 2020	Fall 2021	Fall 2022
<u>CCV: Total Headcount</u>	5,104	5,102	5,541	5,594
Full-time	746	802	801	776
Part-time	4,358	4,300	4,740	4,818
Degree-seeking (certif. + 2yr)	3,232	3,169	3,754	
Non-degree-seeking	1,872	1,933	1,787	

Headcount Enrollment Update: Fall 2022

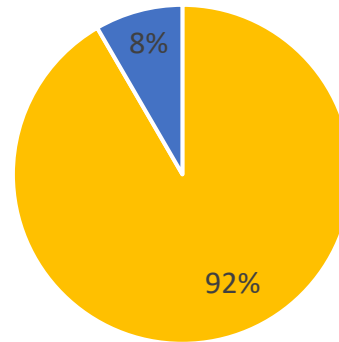
Part-time Students at CCV

>25 Years



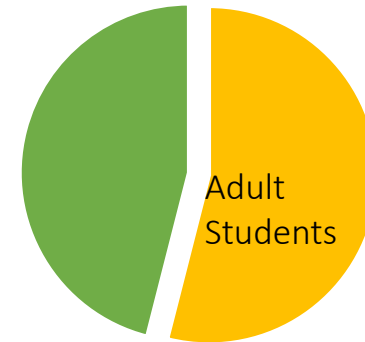
■ Part-Time (PT) ■ Full-Time (FT)

Aged 25+



■ Part-Time (PT) ■ Full-Time (FT)

Fall 2022 PT Students

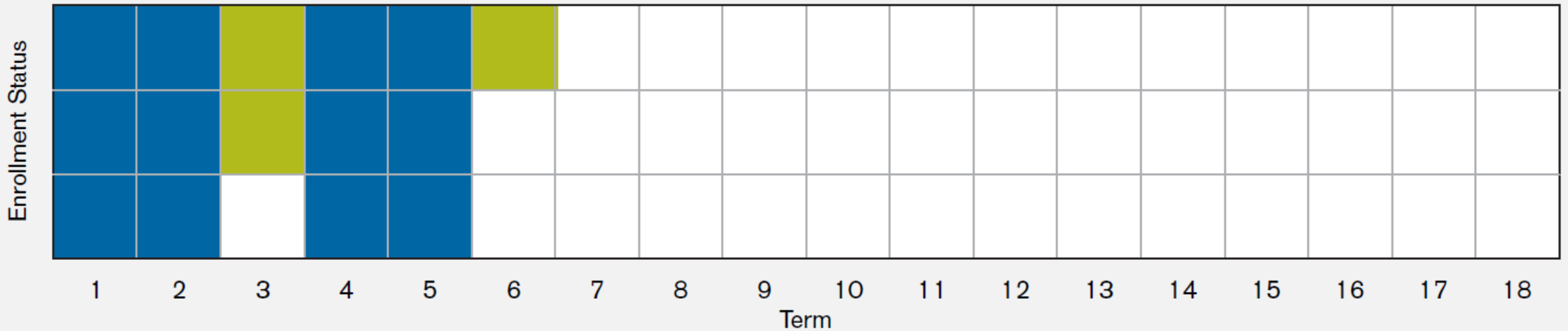


■ Aged 25+ ■ >25 Years

Traditional Enrollment Patterns

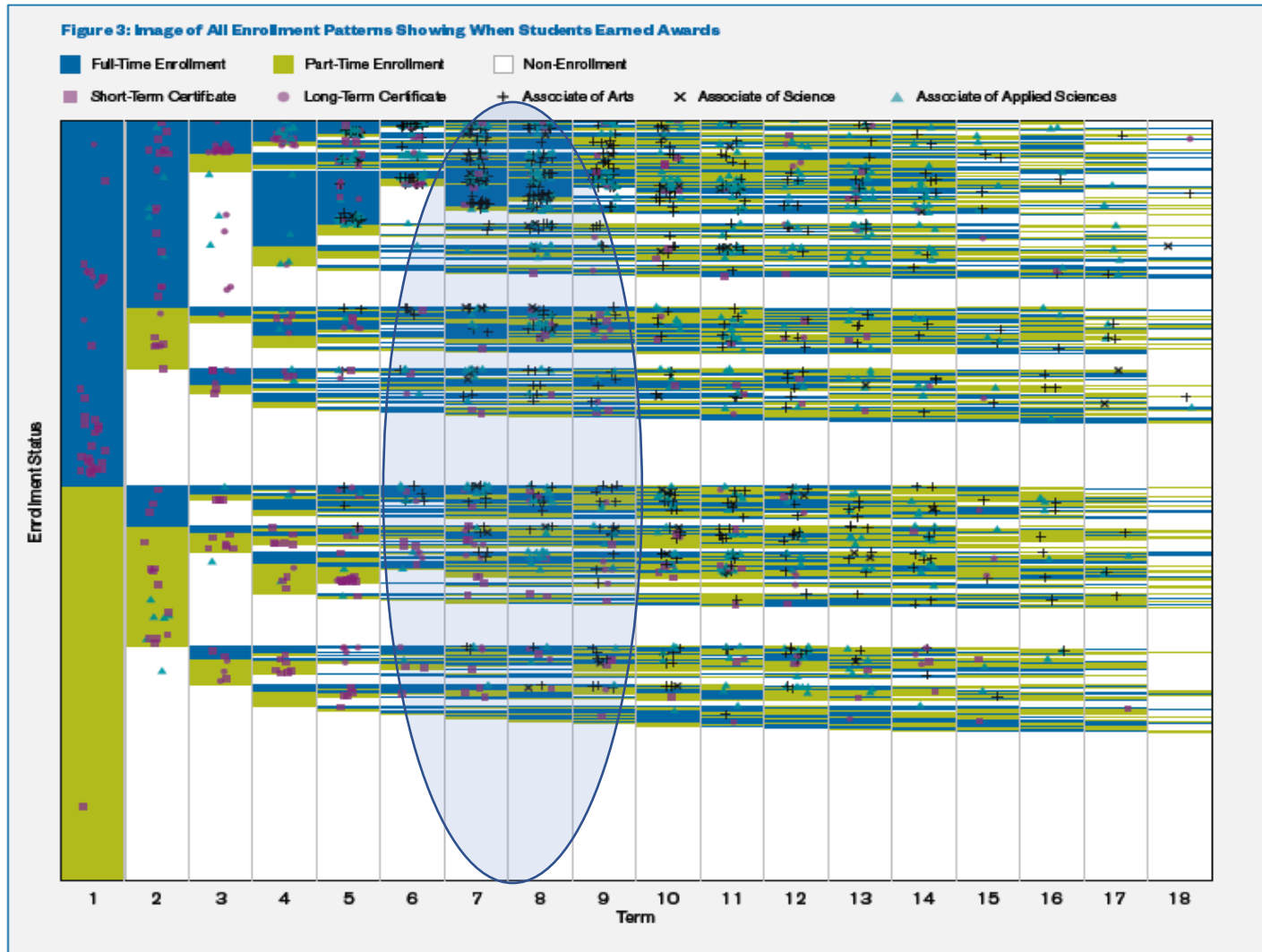
Figure 1: Image of Traditional Enrollment Patterns

■ Full-Time Enrollment ■ Part-Time Enrollment □ Non-Enrollment



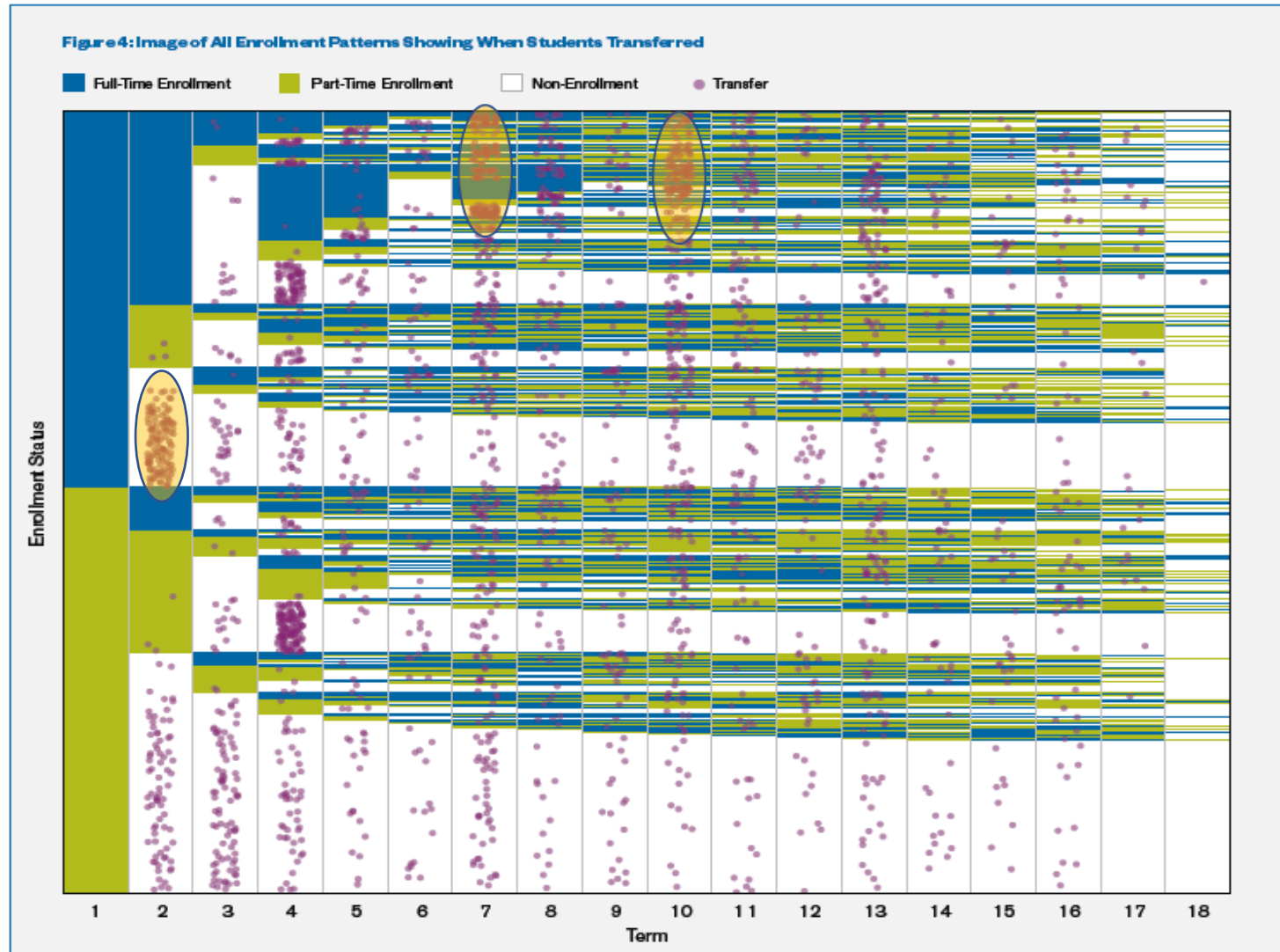
Crosta, Peter M. *Trends in Enrollment Patterns Among Community College Students*. July 2013. [ccrc.tc.columbia.edu](https://ccrc.tc.columbia.edu/publications/trends-in-enrollment-patterns.html), <https://ccrc.tc.columbia.edu/publications/trends-in-enrollment-patterns.html>.

Community College Student Enrollment Patterns



Crosta, Peter M. *Trends in Enrollment Patterns Among Community College Students*. July 2013. ccrc.tc.columbia.edu, <https://ccrc.tc.columbia.edu/publications/trends-in-enrollment-patterns.html>.

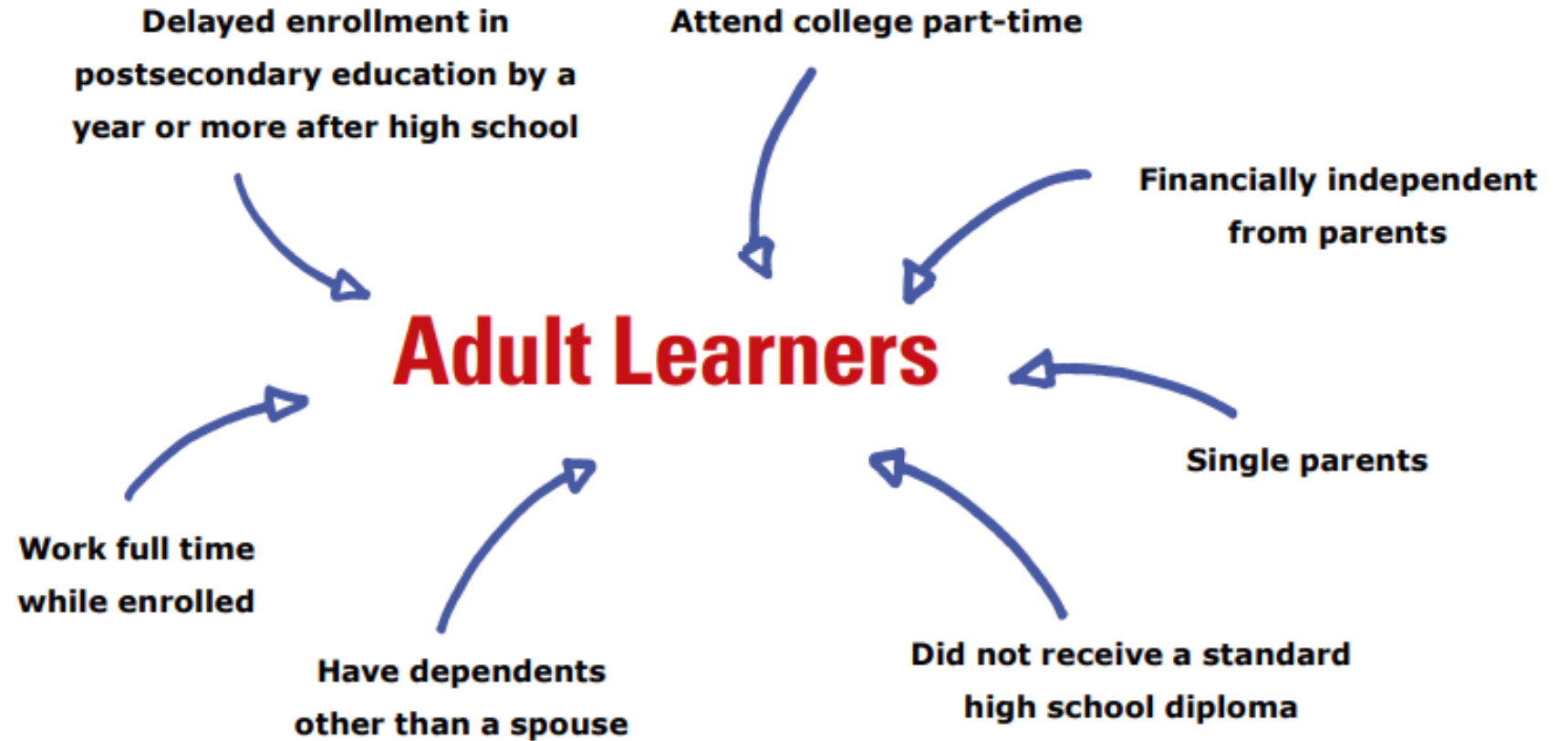
Community College Student Enrollment Patterns



Adult Student



CCV student Steve DiSimone



Cost of Attending College

\$63,500

Median Household Income in VT (2020)

VT median household income is \$1.5k below the national median household income of \$65k

Source: Burning Glass

\$61,380

Vermont Livable Wage
One Adult & 1 Child

(\$29.51/hour)

Vermont Legislative Joint Fiscal Office.
January 2021. [Vermont Basic Needs Budget & Livable Wage Report](#)

\$41,098

Average Income of CCV FAFSA Completers (AY2022)

\$24,091

Average Income of CCV Pell Eligible Students (AY2022)

\$19,002

CCV FT Cost of Attendance

Source: [National Center for Education Statistics \(NCES\)](#)

\$6,895

Full-Time Pell Grant

Supporting Academic Success & Career Readiness

Guided Pathways Pillar I

Clarify Pathways to Students' End Goals



Art & Design

[Learn More →](#)



Business

[Learn More →](#)



Healthcare

[Learn More →](#)



Human Services

[Learn More →](#)



Information Technology

[Learn More →](#)



Liberal Studies

[Learn More →](#)



Manufacturing

[Learn More →](#)



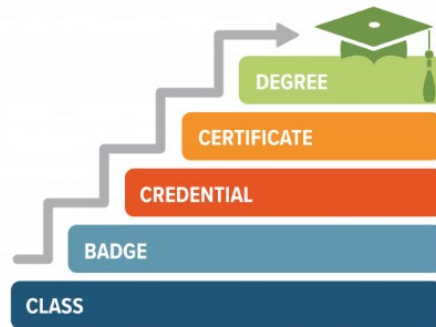
STEM Studies

[Learn More →](#)

Supporting Academic Success & Career Readiness

GP Pillar I

Clarify Pathways to Students' End Goals



PATHWAYS AT CCV

CCV courses can lead to digital badges, credentials, certificates, and degrees. Students are able to earn credentials while working toward a degree.

Business Programs

Degrees

- [Accounting +](#)
- [Business +](#)
- [Professional Studies +](#)

Certificates

- [Bookkeeping +](#)
- [Entrepreneurship +](#)
- [Funeral Director +](#)
- [Human Resources Management +](#)
- [Workplace Skills +](#)

Credentials

- [Digital Marketing](#)
- [Bookkeeping – digital credential](#)
- [Human Resource Specialist](#)
- Associate Professional in Human Resources (aPHR)
- [21st Century Skills](#)
- [Startup 802: Entrepreneurship](#)

Accounting Certification

- [NACPB Accounting Certification](#)
- [NACPB Bookkeeping Certification](#)
- Certified Customer Service Professional
- [NACPB Certified Public Bookkeeper License](#)
- NACPB Payroll Certification
- NACPB Quickbooks Online Certification

Transfer Pathways

Supporting Academic Success & Career Readiness

Guided Pathways Pillar II

Help Students Choose & Enter Pathways




Real-time Labor Market & Occupational Information on CCV's Website



Career learning essential objectives (EOs) embedded in all introductory courses



All students enrolled in Career Communities



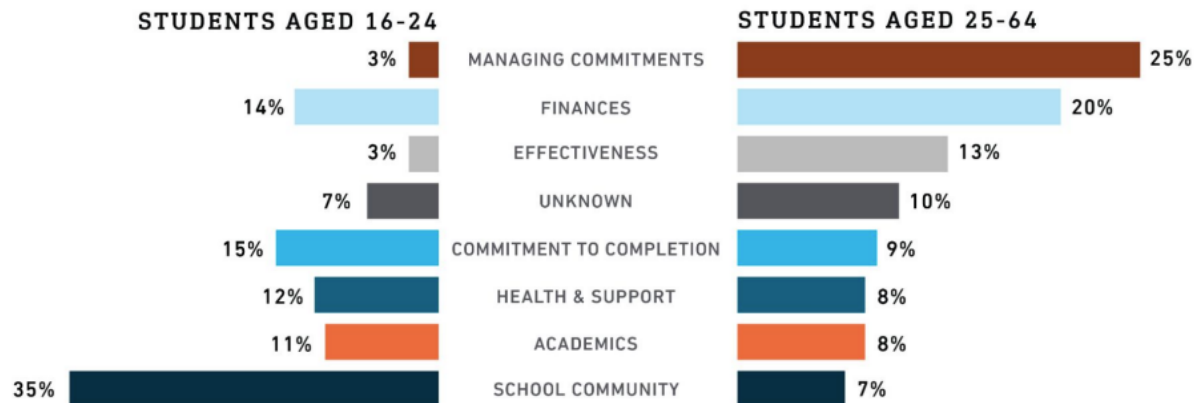
24 ready-to-go career development activities in Canvas Commons

Supporting Academic Success & Career Readiness

Guided Pathways Pillar III
Help Students Stay on the Path

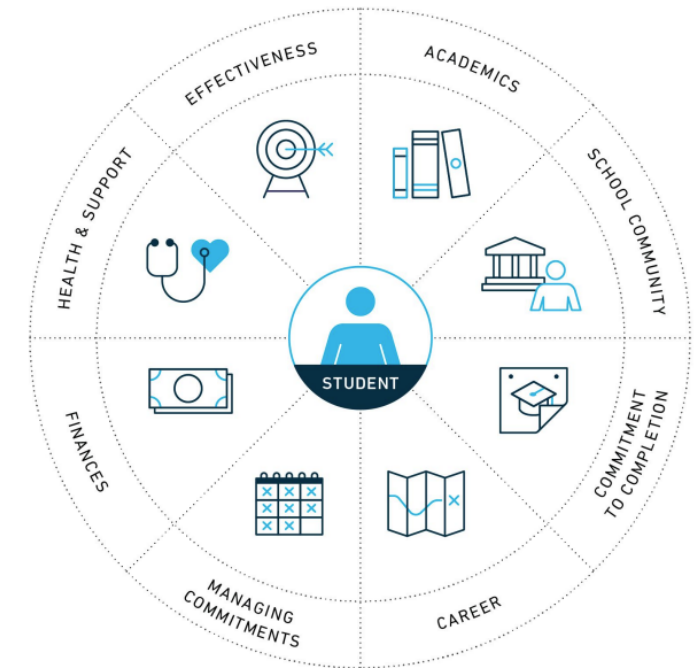
Evidence-based Success
Coaching & Academic Advising

What are the real reasons students drop?



Source: InsideTrack primary res

Use the 8 Focus Areas to assess students' strengths, opportunities and red flags



Supporting Academic Success & Career Readiness

Guided Pathways Pillar III
Help Students Stay on the Path

Access



Students have 6 attendance options to meet their needs



24/7 Online Tutoring



Drop-in CCV Learning Center Support Services, in-person and online



Chat Service

Supporting Academic Success & Career Readiness

Guided Pathways Pillar III Help Students Stay on the Path

Stackable Credentials



Spreadsheets

Issued by [Community College of Vermont](#)

Earners of this badge are able to build a variety of spreadsheets using simple and complex formulas, functions, graphics, database features, sorts, linkages within spreadsheets and between spreadsheets, and macros.

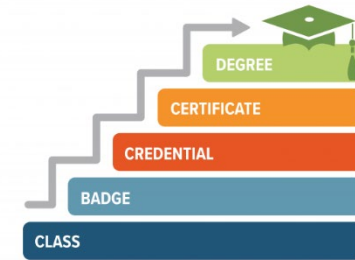
[Learn more](#)

Skills

- Data Analysis
- Data Visualizations
- Excel
- File Management
- Spreadsheet Formatting
- Spreadsheets

Earning Criteria

- ☑ Complete readings and assignments in 15 modules. Topics include spreadsheets basics, cloud file management, formatting and efficiency tools, conditional formatting, in-cell graphing, advanced functions, tables and ranges, forms, formula auditing, working between sheets and books, charts and graphs, maps, data integrity, subtotals, validations, working across worksheets and workbooks, excel forms, hyperlinks and office integration, pivot tables, what if analysis, and data security.
- ☑ Apply knowledge of spreadsheets concepts through a series of quizzes.
- 🗨️ Develop 6 projects that apply knowledge of spreadsheets to a real-world scenario. Topics include functions and sparklines, essential skills, data visualization, creating a Google Map from a spreadsheet, Excel 2D or 3D map, and advanced functions.



PATHWAYS AT CCV

CCV courses can lead to digital badges, credentials, certificates, and degrees. Students are able to earn credentials while working toward a degree.

Supporting Academic & Success Career Readiness

Guided Pathways Pillar III
Help Students Stay on the Path

Stackable Credentials



21st Century Skills
Community College of Vermont

8



Bookkeeping
Community College of Vermont

5



Startup 802: Entrepreneurship
Community College of Vermont

9



Digital Marketing
Community College of Vermont

5



Medical Billing & Coding
Community College of Vermont

4



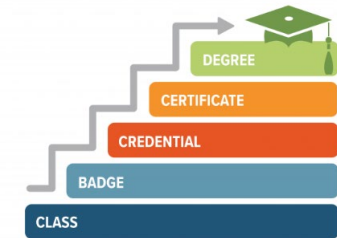
Human Resource Specialist
Community College of Vermont

7



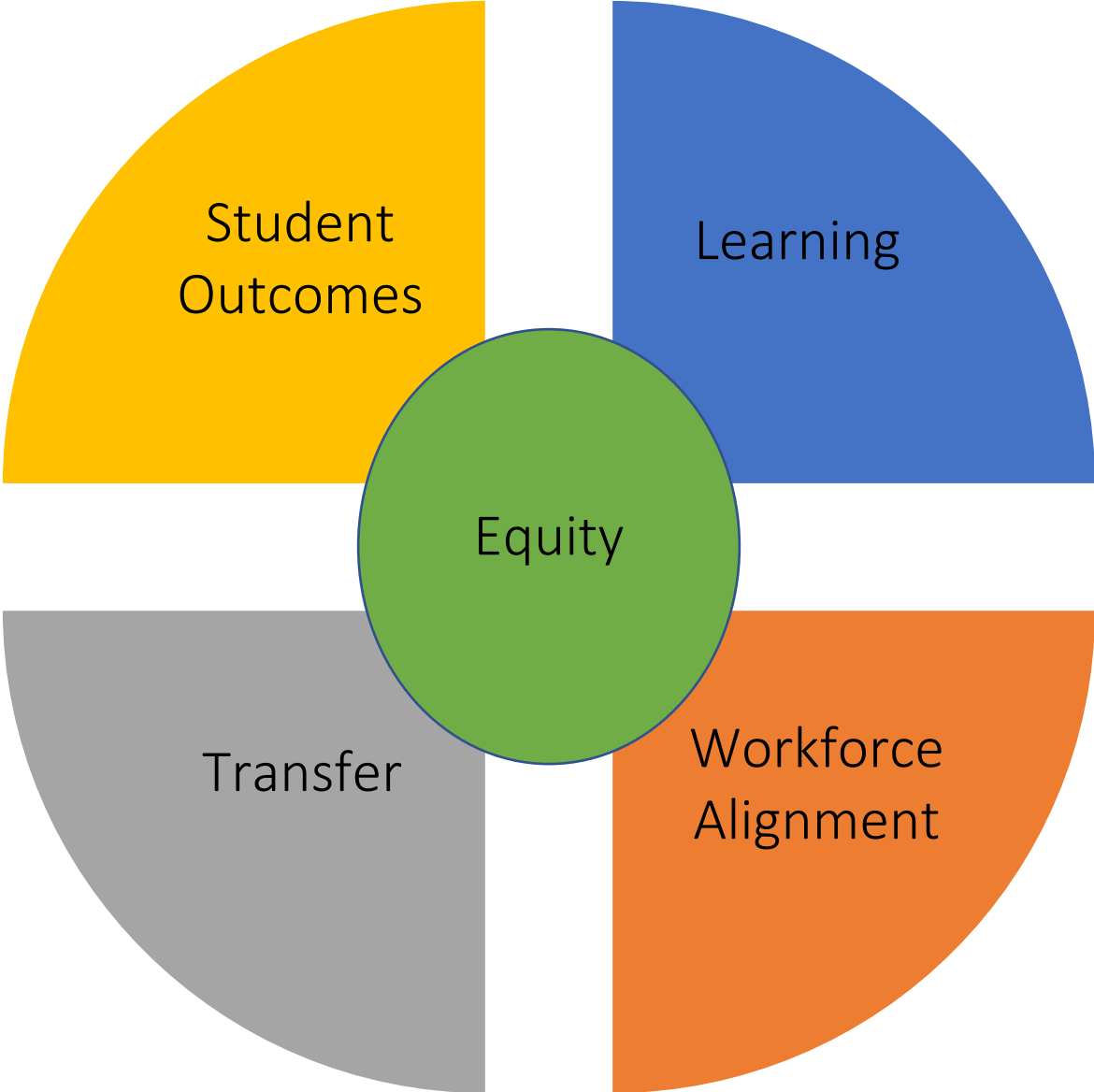
Cybersecurity
Community College of Vermont

6



PATHWAYS AT CCV
CCV courses can lead to digital badges, credentials, certificates, and degrees. Students are able to earn credentials while working toward a degree.

Student Success Framework



CCV Strategic Institutional Goals

Focus on Part-Time Students

Momentum

Retention

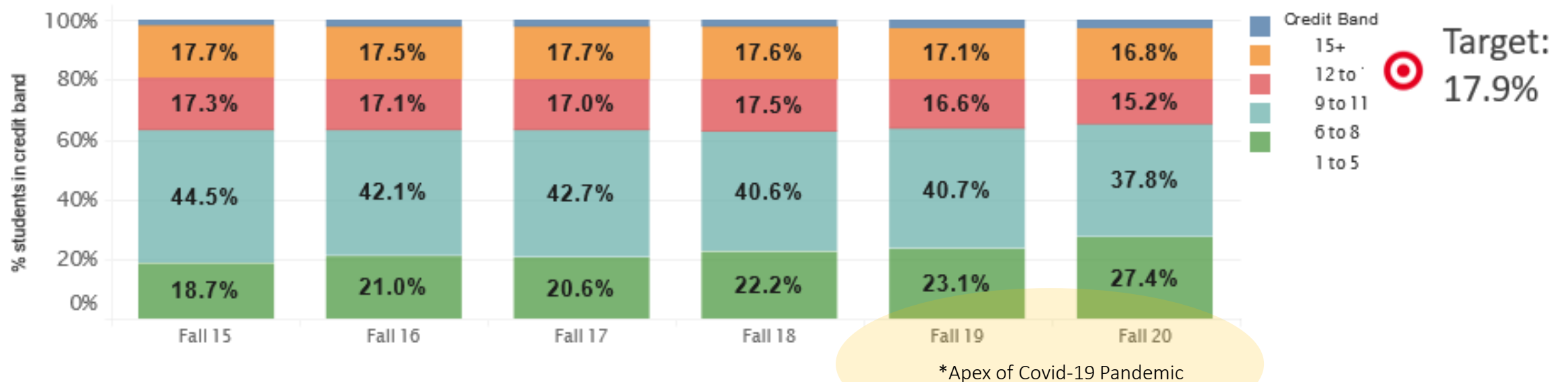
Graduation



Increase Momentum of Part-time Students

Achieve a 5 percent increase in the share of degree students who enroll in 9 to 11 credits — from a recent 3-term average

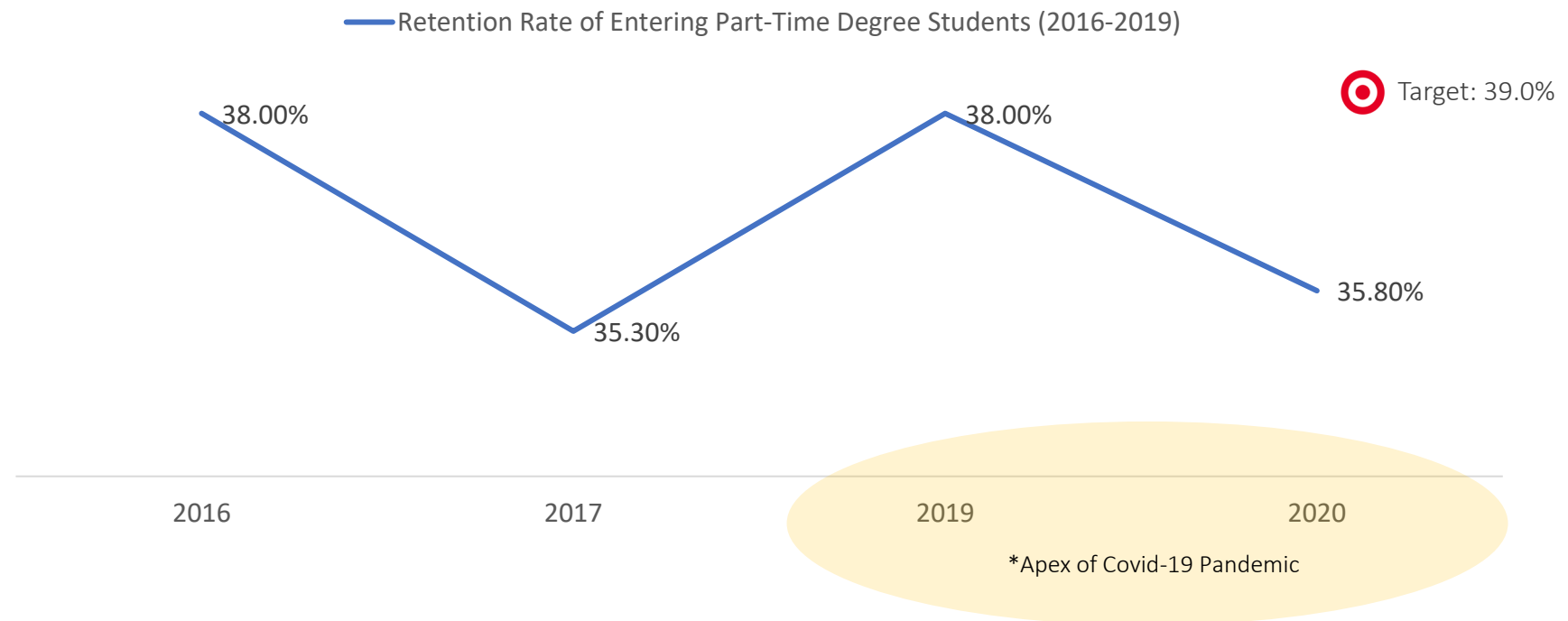
Credits per Term, % of Students
Program: All



Increase Fall-to-Fall Retention of Part-time Students

Achieve a 5 percent increase in the year-1 to year-2 retention rate for entering part-time degree students — from a recent 3-year average

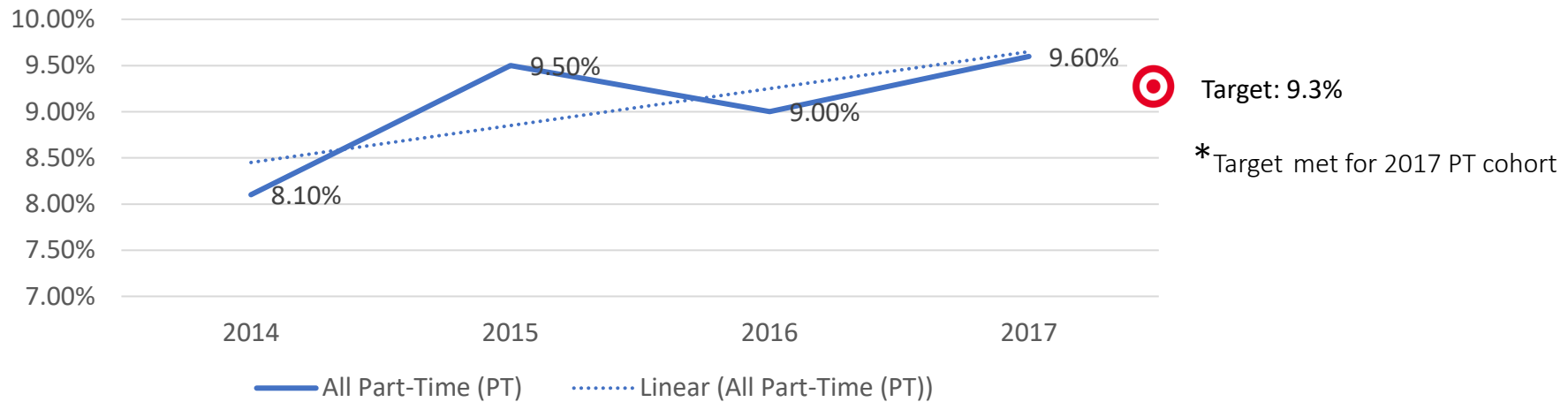
Retention Rate of Entering Part-Time Degree Students (2016-2019)



Increase 3-Year Graduation Rate of Part-time Students

Achieve a 5 percent increase in the share of degree students who enroll in 9 to 11 credits — from a recent 3-term average

3-Year Graduation Rate of Part-time Degree Students



Questions?

