

**Lyndon State College**  
**Lyndonville, Vermont 05851**  
**(802) 626-9371**

Founded .....	1911
Campus Size .....	12 buildings on 175 acres
Total Operating Budget (FY1982) .....	\$ 5,871,850
Campus Housing Capacity .....	510
Library Holdings:	
Volumes .....	56,839
Titles .....	47,140
Periodical Titles (microform) .....	455
Microform Physical Units .....	4,859
Average Faculty Compensation:	
Professor .....	Amount: \$39,021    Number: 12
Associate Professor .....	\$25,977    18
Assistant Professor .....	\$22,290    26
Instructor .....	\$19,333    11
All Ranks .....	\$24,180    67
Percent Tenured Faculty .....	38.8%
Staff .....	82
Enrolled Students (all categories) .....	1,117
Degrees Awarded (in 1981):	
Associate .....	63
Bachelors .....	143
Masters .....	5
Degree Programs .....	16

**Associate Degree Programs**

General Studies  
 Business Administration  
 Communication Arts and Sciences  
 Secretarial Science

**Bachelors Degree Programs**

Humanities  
 Behavioral Science  
 Communication Arts and Sciences  
 English  
 Physical Education  
 Science  
 Social Science  
 Business Administration  
 Meteorology  
 Recreation and Leisure Studies  
 Elementary Education

**Masters Degree Program**


Education

**Vermont Technical College**  
**Randolph Center, Vermont 05061**  
**(802) 728-3391**


Founded .....	1801
Campus Size .....	13 buildings on 316 acres
Total Operating Budget (FY 1982) .....	\$ 5,055,697
Campus Housing Capacity .....	571
Library Holdings:	
Volumes .....	44,684
Titles .....	39,973
Periodical Titles (microform) .....	361
Microform Physical Units .....	13,663
Average Faculty Compensation:	
Professor .....	Amount: \$31,246    Number: 8
Associate Professor .....	\$27,009    17
Assistant Professor .....	\$23,576    27
Instructor .....	\$20,897    11
All Ranks .....	\$25,008    63
Percent Tenured Faculty .....	46%
Staff .....	63
Enrolled Students (all categories) .....	792
Degrees Awarded (in 1981):	
Associate .....	228
Degree Programs .....	9

**Associate Degree Programs**

Technical Office Management  
 Veterinary Office Assistant  
 Agribusiness Management Technology  
 Dairy Farm Management Technology  
 Architectural and Building Engineering Technology  
 Civil Engineering Technology  
 Surveying Technology  
 Mechanical Engineering Technology  
 Electrical and Electronics Engineering Technology

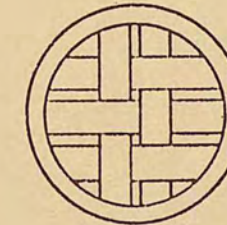


**CASTLETON**



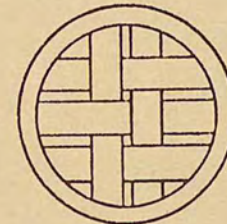
**JOHNSON**

**LYNDON**

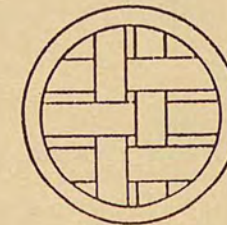


**VERMONT TECHNICAL**

**COMMUNITY COLLEGE**



**FACTS 1981-82**



**Vermont State Colleges**

**VERMONT STATE COLLEGES**

Office of the Chancellor  
Post Office Box 359  
Waterbury, Vermont 05676

(802) 244-5161

The Vermont State Colleges (VSC) is a public corporation established by statute in 1961, V.S.A., Chapter 72, and consists of five colleges:

- Four-Year Castleton State College
- Two-Year Community College
- Two-Year Technical Vermont Technical College
- Johnson State College
- Lyndon State College of Vermont

**SYSTEM FACTS AS OF FALL 1981**

State Appropriations	\$ 8,785,000
Tuition and Fees	8,693,658
Self-supporting Activities	6,413,359
Other	3,423,781
<b>TOTAL</b>	<b>\$ 27,315,798</b>
Estimated Expenditure (FY 1982) *	\$ 21,087,185
Education and General	6,452,490
Self-supporting Activities	6,452,490
<b>TOTAL</b>	<b>\$ 27,339,675</b>

Tuition (per year) 1981-82	Vermont	Out-of-State
Undergraduate:		
Four-year Colleges	\$ 1,250	\$ 3,050
Technical College	1,500	3,150
Community College	760	1,350
Graduate:	1,320	3,120
Enrolled Students (all categories)	7,150	

Enrolled Students (all categories)	2,082
Degrees Awarded (in 1981)	70
Associate	45
Staff	45
Total Operating Budget	\$ 1,592,668
Founded	1970

**Montpelier, Vermont 05602**

(802) 828-2401

The Community College of Vermont has no campus or full-time faculty. It maintains four regional offices and six additional sites throughout the State. The Community College of Vermont grants degrees based on a learning contract with each student and the attainment of ten required competencies. In effect, the Community College of Vermont degree programs are tailored to fit the individual student needs.

\* Estimated expenditures for FY1982 exceed estimated revenue for FY1982 by \$244,000 because of legislatively mandated faculty salary increases for which funds have not been appropriated. A supplemental appropriation to cover this difference has been requested.

Castleton State College  
Office of the Chancellor  
Post Office Box 359  
Waterbury, Vermont 05676

(802) 468-5611

Founded	1828
Campus Size	18 buildings on 130 acres
Total Operating Budget (FY1982)	\$ 7,004,476
Campus Housing Capacity	583
Library Holdings:	
Volumes	68,450
Titles	51,132
Periodical Titles (microform)	490
Microform Physical Units	40,000
Average Faculty Compensation:	
Professor	\$31,312
Associate Professor	\$25,973
Assistant Professor	\$22,548
Instructor	\$20,326
All Ranks	\$25,680
81	

Founded	1828
Campus Size	13 buildings on 500 acres
Total Operating Budget (FY1982)	\$ 6,476,384
Campus Housing Capacity	594
Library Holdings:	
Volumes	87,134
Titles	80,272
Periodical Titles (microform)	546
Microform Physical Units	24,000
Average Faculty Compensation:	
Professor	\$31,708
Associate Professor	\$27,295
Assistant Professor	\$24,228
Instructor	\$15,656
All Ranks	\$25,213
52	

Johnson State College  
Office of the Chancellor  
Post Office Box 359  
Waterbury, Vermont 05656

(802) 635-2356

Percent Tenured Faculty	61.7%
Enrolled Students (all categories)	1,801
Degrees Awarded (in 1981):	
Associate	49
Bachelors	187
Masters	29
Degree Programs	22
Staff	75
Enrolled Students (all categories)	1,358
Degrees Awarded (in 1981)	153
Bachelors	33
Masters	19
Degree Programs	19

**Associate Degree Programs**

- Business/Secretarial Science
- Communications
- Computer Programming
- Criminal Justice
- General Studies
- Nursing

**Bachelors Degree Programs**

- Art
- Literature
- Music
- Natural Science
- Foreign Languages and Literature
- Theatre Arts
- History
- Mathematics
- Sociology

**Masters Degree Program**

- Education
- Business Administration
- Nursing

**Associate Degree Program**

- Business Management
- Economics
- Administration
- Planning
- Environmental Studies with concentrations in
- Art
- Environmental Science

**Bachelors Degree Programs**

- Business Management
- Music
- Politics
- Psychology
- Anthropology/Sociology
- Biology
- Elementary Education
- Health Education
- Physical Education
- External Degree Program

**Bachelor of Fine Arts Degree Programs**

- Writing
- Performing Arts
- Studio Arts

**Masters Degree Program**

- Education