

130  
**Lyndon State College**  
 Lyndonville, Vermont 05851  
 (802) 626-9371

Founded ..... 1911  
 Campus Size ..... 12 buildings on 175 acres  
 Total Operating Budget (FY 1981) ..... \$5,382,958  
 Campus Housing Capacity ..... 510  
 Library Holdings:  
   Volumes ..... 54,907  
   Titles ..... 45,893  
   Periodical Titles (microform) ..... 444  
   Microform Physical Units ..... 3,630

Average Faculty Compensation:	Amount	Authorized Number
Professor .....	\$24,362	(11)
Associate Professor .....	\$21,573	(16)
Assistant Professor .....	\$18,621	(25)
Instructor .....	\$17,155	( 8)
All Ranks .....	\$20,328	(60)

Percent Tenured Faculty ..... 41.7%  
 Staff ..... 70  
 Enrolled Students (all categories) ..... 1,114  
 Degrees Awarded (in 1980):  
   Associate ..... 79  
   Bachelors ..... 151  
   Masters ..... 9

Degree Programs ..... 16

**Associate Degree Programs**

General Studies  
 Business Administration  
 Communication Arts and Sciences  
 Secretarial Science

**Bachelors Degree Programs**

Humanities  
 Behavioral Science  
 Communication Arts and Sciences  
 English  
 Physical Education  
 Elementary Education  
 Science  
 Social Science  
 Business Administration  
 Meteorology  
 Recreation and Leisure Studies

**Masters Degree Program**

Education

104  
**Vermont Technical College**  
 Randolph Center, Vermont 05061  
 (802) 728-3391

Founded ..... 1801  
 Campus Size ..... 13 buildings on 316 acres  
 Total Operating Budget (FY 1981) ..... \$4,625,733  
 Campus Housing Capacity ..... 571  
 Library Holdings:  
   Volumes ..... 43,458  
   Titles ..... 38,874  
   Periodical Titles (microform) ..... 290  
   Microform Physical Units ..... 13,230

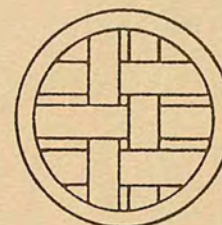
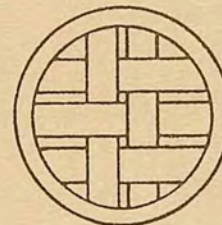
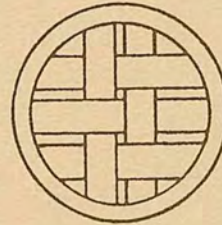
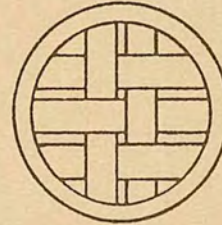
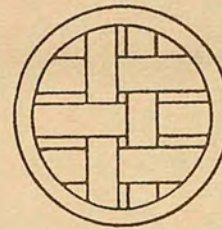
Average Faculty Compensation:	Amount	Authorized Number
Professor .....	\$24,754	( 6)
Associate Professor .....	\$22,227	(17)
Assistant Professor .....	\$19,691	(20)
Instructor .....	\$18,315	( 9)
All Ranks .....	\$20,688	(52)

Percent Tenured Faculty ..... 55.8%  
 Staff ..... 52  
 Enrolled Students (all categories) ..... 793  
 Degrees Awarded (in 1980):  
   Associate ..... 211

Degree Programs ..... 9

**Associate Degree Programs**

Technical Office Management  
 Veterinary Office Assistant  
 Agribusiness Management Technology  
 Dairy Farm Management Technology  
 Architectural and Building Engineering Technology  
 Civil Engineering Technology  
 Surveying Technology  
 Mechanical Engineering Technology  
 Electrical and Electronics Engineering Technology



**CASTLETON**

**JOHNSON**

**LYNDON**

**VERMONT TECHNICAL**

**COMMUNITY COLLEGE**

**FACTS 1980-81**

**Vermont State Colleges**



**VERMONT STATE COLLEGES**

Office of the Chancellor  
Waterbury, Vermont 05676

(802) 244-5161

The Vermont State Colleges (VSC) is a public corporation established by statute in 1961, V.S.A. 16, Chapter 72, and consists of five colleges:

Four-year	Two-year	Two-year Technical
Castleton State College	Community College	Vermont Technical College
Johnson State College	College	
Lyndon State College	of Vermont	

**SYSTEM FACTS AS OF FALL 1980**

Estimated Revenue (FY 1981)	\$7,986,828
State Appropriations	7,882,180
Tuition and Fees	6,143,494
Self-supporting Activities	2,922,171
Other	\$24,934,673
TOTAL	\$19,013,983
Estimated Expenditure (FY 1981)	\$19,013,983
Education and General	5,920,690
Self-supporting Activities	\$24,934,673
TOTAL	\$19,013,983

**Tuition (per year) 1980-81 Vermont**

Undergraduate:	\$2,760
Four-year Colleges	1,320
Technical College	2,860
Community College	1,340
Graduate:	2,760
Enrolled Students (all categories)	6,996

565  
6,996

Faculty: 257 Staff: 308

Community College of Vermont  
Montpelier, Vermont 05602

(802) 828-2401

Founded	1,197
Total Operating Budget	\$1,095,270
Enrolled Students (all categories)	1,816
Degrees Awarded (in 1980):	50
Associate	45
Staff	45

The Community College of Vermont has no campus or full-time faculty. It maintains four regional offices and six additional sites throughout the State. The Community College of Vermont grants degrees based on a learning contract with each student and the attainment of ten required competencies. In effect, the Community College of Vermont degree programs are tailored to fit the individual student needs.

Castleton State College  
Castleton, Vermont 05735  
(802) 468-5611

8/26/81  
149

Founded 1787  
Campus Size 18 buildings on 130 acres  
Total Operating Budget (FY 1981) \$6,484,740  
Campus Housing Capacity 583

Authorized	20,000
Microform Physical Units	20,000
Titles (microform)	400
Periodical Titles (microform)	48,812
Titles	65,862
Volumes	65,862

Average Faculty Compensation:	Amount	Number
Professor	\$24,935	(20)
Associate Professor	\$21,414	(32)
Assistant Professor	\$18,634	(22)
Instructor	\$17,318	(9)
All Ranks	\$21,095	(83)

Percent Tenured Faculty	61.4%
Staff	64
Enrolled Students (all categories)	1,842
Degrees Awarded (in 1980):	102
Associate	239
Bachelors	239
Masters	38
Degree Programs	23

Founded 1828  
Campus Size 13 buildings on 500 acres  
Total Operating Budget (FY 1981) \$5,889,504  
Campus Housing Capacity 530

Authorized	20,000
Microform Physical Units	20,000
Titles (microform)	510
Periodical Titles (microform)	77,000
Titles	85,300
Volumes	85,300

Average Faculty Compensation:	Amount	Number
Professor	\$24,935	(9)
Associate Professor	\$21,623	(21)
Assistant Professor	\$19,856	(16)
Instructor	\$16,172	(9)
All Ranks	\$20,770	(55)

Percent Tenured Faculty	54.5%
Staff	77
Enrolled Students (all categories)	1,431
Degrees Awarded (in 1980):	173
Bachelors	173
Masters	26
Degree Programs	1

Bachelors Degree Programs	Art Environmental Science Environmental Studies Environmental Planning Environmental Administration Economics Business Management Music Politics Psychology/Sociology Anthropology/Sociology Ecology Elementary Education Secondary Education Health Education Physical Education External Degree Program
Bachelor of Fine Arts Degree Programs	Writing Performing Arts Studio Arts
Masters Degree Program	Education