

## MEMORANDUM


TO: VSC Finance & Facilities Committee  
M. Jerome Diamond  
J. Churchill Hindes, Chair  
Tim Jerman  
Bill Lippert  
Christopher Macfarlane, Vice Chair  
Linda Milne  
Martha O'Connor  
Aly Richards

FROM: Tom Robbins, Vice President of Finance & Administration  
Chief Financial Officer  
Steve Wisloski, Vice President of Finance & Administration  
Chief Financial Officer (incoming)

DATE: January 8, 2016

SUBJ: January 13, 2016 Finance & Facilities Committee Meeting

Tom



This meeting of the Finance and Facilities Committee will be held in Room 101 at the Chancellor's Office in Montpelier, immediately following the conclusion of the EPSL Committee meeting. Please note the meeting has been warned for 2 p.m. in the event the preceding meeting ends earlier. The agenda and back up material for the meeting are enclosed.

If you have any questions, I can be reached at (802) 224-3022. Thank you.

cc: VSC Board of Trustees  
Council of Presidents  
Business Affairs Council  
Sam Winship, Dept. of Finance & Management  
Douglas Hoffer, State Auditor

**Vermont State Colleges Board of Trustees  
Finance and Facilities Committee Meeting  
January 13, 2016**

**AGENDA**

A. ITEMS FOR DISCUSSION AND ACTION

1. Approval of the Minutes of the December 2, 2015  
Finance & Facilities Committee Special Meeting [Page 3](#)
2. Establishment of Endowment [Page 7](#)

B. ITEMS FOR INFORMATION, DISCUSSION, AND POSSIBLE ACTION

1. FY2017 Tuition Discussion [Page 12](#)
2. Legislative Update [Page 22](#)
3. Update on Ongoing VSC Construction [Page 23](#)
4. Review Capital Projects Report [Page 25](#)

C. ITEMS FOR INFORMATION ONLY

1. Monthly Grant Activity Report [Page 28](#)

A. ITEMS FOR DISCUSSION AND ACTION

1. Approval of the Minutes of the December 2, 2015 Finance & Facilities Committee Special Meeting

The Vermont State Colleges Board of Trustees Finance and Facilities Committee met for a special meeting on December 2, 2015 at the Langevin House, Vermont Technical College, Randolph, VT.

Committee members present: Jerry Diamond, Church Hinds (Chair), Tim Jerman, Bill Lippert, Chris Macfarlane (Vice Chair), Martha O'Connor

Absent: Linda Milne

Other Trustees: Lynn Dickinson, Karen Luneau, Jim Masland, Mike Pieciak, Ben Simone

Presidents: Dave Wolk, Joyce Judy, Elaine Collins, Joe Bertolino, Dan Smith

From the Chancellor's Office: Tricia Coates, Director of External & Governmental Affairs  
Tom Robbins, Chief Financial Officer  
Elaine Sopchak, Executive Assistant to the Chancellor  
Jeb Spaulding, Chancellor  
Yasmine Ziesler, Chief Academic Officer

From the Colleges: Andy Myrick, VTC, VSCFF  
Phil Petty, VTC Academic Dean  
Lit Tyler, VTC Dean of Administration  
Loren Loomis Hubbell, LSC Dean of Administration

From the Public: Steve Wisloski, Deputy State Treasurer

Chair Hinds called the meeting to order at 1:03 p.m. and stated that the meeting would contain no action items, only discussion and information items.

## 1. Review and Discuss Q1 Financials

CFO Robbins requested that the presidents present their financial reports with a focus on challenges and opportunities for next three quarters, as the first quarter numbers were reviewed at the last meeting.

Castleton University President Dave Wolk shared that headcount is up 12%; full time undergraduate enrollment is up over last year; and last year's graduating class had 508 students. The increase in overall enrollment is mostly due to retention and a healthy sized freshman class. Last year there was a dip in enrollment and revenue but with adjustments Castleton was able to end the year with a 1% carryover, which will go into scholarships. Entrepreneurial ventures have achieved 75% of the budgeted annual goal in the first quarter. Retention rate is at its second highest level. President Wolk reminded the Committee that revenue from a tuition increase two years ago was targeted for need-based aid; 87% of students who received this aid returned, which is higher than the overall retention rate and this is a more challenged group. Trustee Lippert stated that at another time he wants to hear more from the presidents about their retention efforts. Trustee Dickinson asked how many need-based aid students are first generation; President Wolk responded that most of them are. Chair Hindes summarized that Castleton will close at or better than budget; President Wolk confirmed they have exceeded budgeted enrollment. Chancellor Spaulding reminded Committee members that summary materials of this nature are included in the financials.

Lyndon State College President Joe Bertolino stated that the college has spent the last 3.5 years on building community and making decisions that are inclusive. Last year's decisions for this year's budget reflect this, knowing it would present a series of financial challenges going into 2017. The college will end this year like the last four years with a balanced budget. They were able to make up a sudden drop in enrollment two years ago through efficiencies and increased revenues and without layoffs. This resulted in a \$3M shortfall for the 2016 budget and significant discussions of cuts and a layoff of five staff. The college entered this year with a balanced budget and did not tap into strategic reserves. That balanced budget was predicated on 410 new students this year, a goal now lowered to 355, without laying off anyone else or cutting the budget. To achieve this the college needed to utilize internal reserves (~\$1.3M). President Bertolino stated he did not want to make further cuts, and wanted to set a realistic goal of enrollment that could be met. Fall 2015 enrollment was slightly better than budget; residency is lower than expected and there are other challenges, but LSC will break even. Enrollment is lower than last year, and there are 100 vacancies in the residence halls. The Q1 surplus this year is less than the same time last year. They budgeted for 355 new students and there are 364 now; 801 returning students, and 803 returned. Internal, one-time funds will be used to balance the budget. For 2017 the college is working on new enrollment and marketing strategies, restructured financial aid, and retention remains strong at 71%. He reminded the Committee that a one-year drop in enrollment is a four-

year problem. First year retention is up by 8%. Spring enrollment appears to be on target. It is critical to find ways to fill the residence halls. The investment the college has made in services and better support for transfer students is working well. Fall applications are up approximately 40%.

Johnson State College President Elaine Collins reported that the college is anticipating a deficit at the end of the year. Spring enrollment numbers appear to be even with last year's. There is an opportunity to boost numbers in EDP, graduate students, and transfers; they are doing targeted recruiting and working on changing the speed of processing for students. Spring retention is good, particularly campus based undergraduates, due to two new advisors hired with OPEB funds. Registration of graduate students is ahead of the same time last year. For summer they are looking at offering summer graduate and continuing education courses to generate revenue. The college is expecting a 6% increase in gifts; they are actively working on building a culture of philanthropy. The college has decreased expenses significantly (~\$350K) and plan to hold steady there. Additional funds needed outside of reduced operating costs would come from reserves. Fall applications are up approximately 35%. Chancellor Spaulding noted that applications are up everywhere, but the number of students is not. JSC has 120 vacancies in its residence halls.

Trustee Jerman inquired whether vacant space can be used. President Bertolino stated that in Lyndon State's case he opted not to disrupt students once they are settled in their dorms, but spring housing signups exclude one building, and they would open another as needed. Ideally they'd like to use available space as conference housing, but that would take the most popular rooms and best community spaces offline. Trustee Lippert inquired whether there could be a financial incentive to encourage students to live on campus. President Bertolino responded that after year one many students move off campus for a wide variety of reasons. He noted a new trend that parents are buying property in the Lyndonville area and allowing their students to live there and rent space out. Trustee Dickinson expressed concern about the EDP program. President Collins stated that the college is identifying data on EDP students, and has hired a consultant to help them understand these students and why they might not be returning.

Community College of Vermont President Joyce Judy reported that they are projecting they will end the year positively. Headcount is holding steady but students are taking fewer courses. They are budgeting a 5% decrease based on this trend and this allows flexibility. There have been 231 new students in the last six weeks, but these students do not show up in the October 15<sup>th</sup> reports as their courses start after that report is generated. Growth has been in younger students: 45% are traditional age, and CCV is working on using TAACCCT funds to work more with adult students. Greater Vermont issues like the decrease in the general population and the decrease in the high school student population affect CCV. They are working more with hard to reach students, though this requires more resources. They are projecting to end the year ahead; Q1 close is a good indicator but they still need to monitor numbers closely. Faculty costs are

adjusted as enrollment varies, so they do not have fixed faculty costs, which enables CCV to be nimble and flexible.

Vermont Technical College President Dan Smith shared that the college budgeted for an FY16 \$1.8M shortfall; however, they project they will finish the year with a \$1.2M shortfall. Tuition and fee revenue have been better than expected, reflecting a 3% increase in FTE enrollment (up to 1312 from 1274) and last year's modest tuition increase. They have contained expenses, and salaries and wages are down 5% from FY14 levels, inclusive of contractual increases. They have aggressive expectations for admissions and enrollment for spring transfers. The college is up in applications and deposits for spring transfers over last year, and flat in retention. The VIT transition has represented a substantial investment of time, travel, and resources for the supplemental technology. They are on track to complete the transition by December 31, 2015. Unanticipated issues could have budget impact. President Smith expressed concern about critical open positions and the risks associated with them. They expect to reach the Q1 projection of finishing the year ~\$650K better than anticipated. President Smith also stated that the VIT transition has been a herculean effort on the part of VT Tech's IT department.

Chair Hindes handed out a packet of information regarding the facilities at each of the colleges (attached to these minutes). He reminded the Committee that the presidents have been charged with providing a report to the Long Range Planning Committee's next meeting on the strategic current and long term use of their facilities.

Chair Hindes announced that this meeting will be the last for departing CFO Tom Robbins, and thanked him for his expertise and dedicated service to the VSC, its mission, and its students.

The following agenda items were not addressed. Item #2 regarding VSC debt will be covered at the next meeting. The meeting adjourned at 2:05 p.m.

2. Review and Discuss VSC Debt
3. Follow-up on October 29, 2015 Finance & Facilities Committee Meeting
4. Update on Ongoing VSC Construction
5. Review Capital Projects Report

C. ITEMS FOR INFORMATION ONLY

1. Monthly Grant Activity Report
2. Date of Next Meeting: Wednesday, January 13, 2015

[Back to Agenda](#)

## 2. Establishment of Endowment

Vermont Technical College seeks approval to establish the Warren E. Preston Dairy Management Scholarship. The purpose of this endowment is to support Dairy Farm Management students with the following criteria. Recipients must:

- Be Vermont residents of Bethel, Braintree, Brookfield, Randolph, Royalton, South Royalton, or Williamstown.
- Have at least a 2.0 GPA.
- Be enrolled in VT Tech's Dairy Farm Management Program or be a current farmer enrolled part-time.
- Be planning to return to a farm or to begin farming in Vermont.

A resolution for the Committee's consideration and recommendation to the full Board is attached along with supporting materials.

[Back to Agenda](#)

- NEW FUNDING SOURCE DOCUMENT -

Submit to Chancellor's Office for all activities based upon a new funding source. Place copy in front of any applicable master file.

1) Name of grant, endowment, or other activity: (type in all CAPs)  
 WARREN E. PRESTON DAIRY MANAGEMENT SCHOLARSHIP

2) Granting Agency/donor/other funding source: (attach support information)  
 VERMONT AGRICULTURAL MUSEUM

3) Purpose of Activity: SCHOLARSHIPS FOR VERMONT FARMERS

4a) <u>Proper Account Fund:</u> <input type="checkbox"/> General <input type="checkbox"/> Designated <input type="checkbox"/> Auxiliary <input type="checkbox"/> Restricted <input type="checkbox"/> Agency <input type="checkbox"/> Loan <input checked="" type="checkbox"/> Regular Endowment <input type="checkbox"/> Term Endowment <input type="checkbox"/> Unrestricted Quasi-Endowment <input type="checkbox"/> Restricted Quasi-Endowment	4b) <u>Why this Fund selected:</u>
---	------------------------------------

5) General Ledger account #: (as proposed or assigned)  
 053-57064-00000-76200-000


6a) Beginning Date: 12/17/15      6b) Ending Date:      6c) Duration: IN PERPETUITY

7) Reporting requirements: (format/to whom/frequency/other)  
 ANNUAL REPORTING ON EARNINGS AS WELL AS SCHOLARSHIP RECIPIENTS TO SUSAN POULIN/BARBARA SCHAEGLER CONTACT INFO ON ATTACHED SHEET

8a) <u>Funding Amount:</u> \$15,432.87	8b) <input checked="" type="checkbox"/> <u>One-time</u> - Or - <input type="checkbox"/> <u>Ongoing funding</u> (indicate time frame:)
---	--

9a) <u>If endowment, is principal use allowed:</u> (w/Board OK?) NO	9b) <u>If yes, is replenishment of principal allowed or required:</u>
--	---


10) If investment proceeds generated, indicate intended disposition:  
 Fully expend for program as prescribed  
 Increase principal for inflation and expend remainder  
 Fully apply to increasing principal  
 Other (describe:) EARNINGS USED FOR SCHOLARSHIPS IN ACCORDANCE WITH VSC SPENDING POLICY

11) <u>President:</u> 	12) <u>Date to Chs Office:</u>	3) <u>Date Board approved:</u>
--	--------------------------------	--------------------------------



## Endowed Scholarship Fund Charter

### *The Warren E. Preston Dairy Management Scholarship*




Vermont Technical College is pleased to establish a new endowed scholarship fund for the purpose of supporting Dairy Farm Management students at Vermont Technical College.

Additions to the principal of this fund may be made by any donors who wish to contribute. Use of the principal is for investment in perpetuity. A portion of the earnings will be used each year for direct scholarships with the remainder reinvested in accordance with the VSC spending policy.

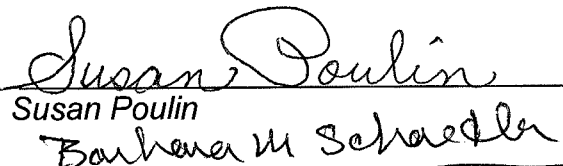
If, due to unforeseen circumstances, the criteria for using the income should ever prove impossible to fulfill, the earnings from this endowment should be carried forward and applied to the principle of the endowment for use at such time as the criteria are able to be met.

**Criteria for Spending the Income**

1. The Financial Aid Office at Vermont Technical College shall publicize the availability of the scholarship to eligible students and administer the application process.
2. Applicants must meet the following eligibility requirements:
  - Must be a Vermont resident of Bethel, Braintree, Brookfield, Randolph, Royalton, South Royalton or Williamstown.
  - Must have at least a 2.0 GPA.
  - Must be enrolled in Dairy Farm Management, or is a current farmer taking an agricultural course on a part-time basis.
  - Available to degree and non-degree students.
  - Student planning to return to a farm/begin farming/is a current dairy farmer in Vermont.
  - In the event these criteria are no longer able to be met, the earnings from this endowment should be carried forward and applied to the principle of the endowment for use at such time as the criteria are able to be met.
3. Selection of successful applicant(s) will be made annually by the Office of Financial Aid at Vermont Technical College.
4. The award(s) may be applied toward expenses for tuition, student fees, and ~~and board.~~ <sup>books, room</sup> amp  
BMS



Dan Smith  
President, Vermont Technical College



Susan Poulin  
Susan Poulin  
Barbara M Schaedler  
Barbara M Schaedler  
bschaedler@stcc.edu  
413-204-3089 cell

VERMONT STATE COLLEGES  
BOARD OF TRUSTEES  
RESOLUTION

Establishment of Endowment

WHEREAS, Policy 412 requires Board of Trustees approval for all new endowment and quasi-endowment funds before being established and receiving investments; and

WHEREAS, Vermont Technical College, has submitted the following proposal to establish a new endowment; and

WHEREAS, The VSC Finance & Facilities Committee has appropriately reviewed the current endowment proposal and recommends it to the full Board; therefore, be it

RESOLVED, That the Vermont State Colleges Board of Trustees hereby establishes the following new endowment titled, in the amount, and for the specific purpose as indicated:

Vermont Technical College: Warren E. Preston Dairy Management Scholarship in the amount of \$15,432.87 for a Vermont resident pursuing a Dairy Farm Management degree and planning to remain in Vermont as a farmer.

**B. ITEMS FOR INFORMATION, DISCUSSION, AND POSSIBLE ACTION**

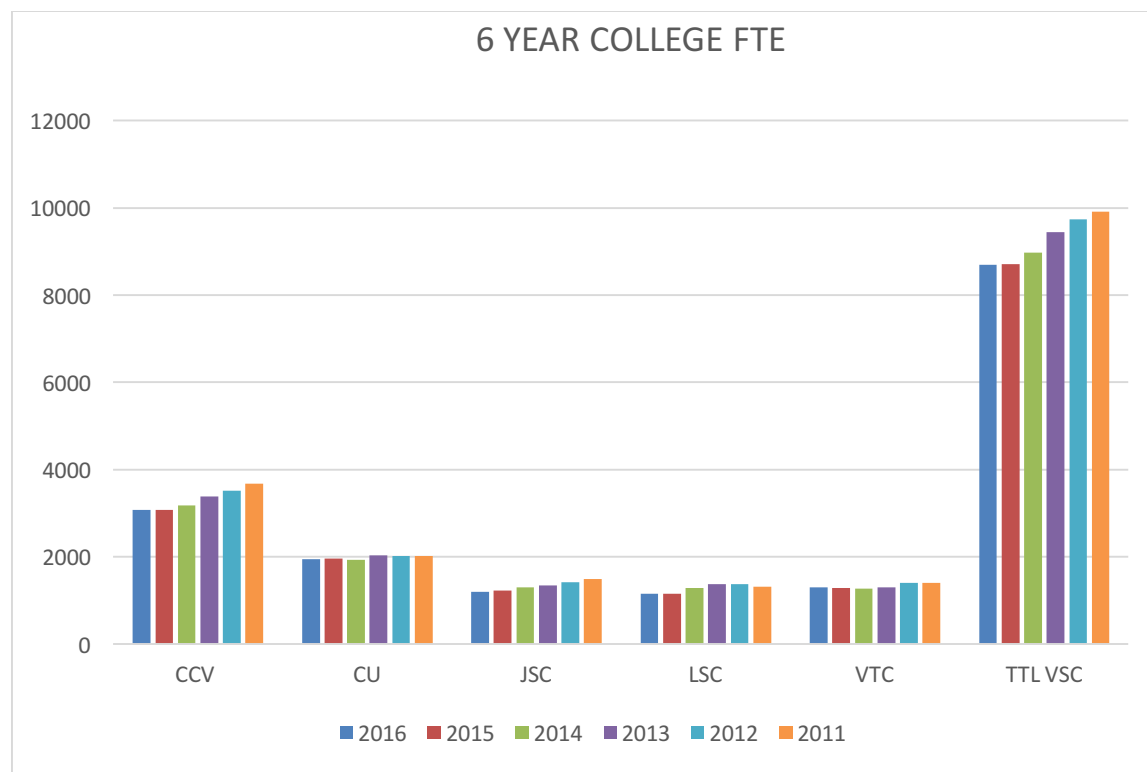
**1. FY2017 Tuition Discussion**

Charge from the VSC Board at its December 3<sup>rd</sup> Meeting

At its December 3<sup>rd</sup> meeting the VSC Board of Trustees asked that the VSC Finance & Facilities Committee review and discuss the potential of an FY2017 tuition and fee increase. The Board requested that the Committee provide a full report at the upcoming February Board meeting. Toward that end, the Chancellor recommends increases to FY2017 tuition for CCV, LSC, JSC and VTC as detailed on the attached spreadsheet. Recommended in-state tuition increases are 0% for CU, approximately 2.5% apiece for LSC and JSC, 3% for CCV, and 4% for VTC. A discussion of the rationale for this request follows.

VSC Enrollment Trends

As depicted in the graph below VSC enrollments have been steadily declining (please note the graph is in reverse chronological order, and should be read right-to-left). In addition, a 2013 State of Vermont population study projects a decline of 21.8% in the 15-19-year-old age group (i.e., a proxy for high school graduates) between 2010 and 2030. This implies that the underlying enrollment trend may continue, unless VSC’s efforts to attract a higher share of new graduates, or efforts to increase non-traditional and graduate enrollment are successful.



FY2017 Budget Deficit Projections

The below FY2017 budget deficit projections are calculated using the FY2016 Board approved budgets and layering in revenue and expense assumptions. With a 0% tuition and fee increase in FY2017, each college is projected to lose a significant amount of money.

The table below shows the impact on the FY2017 “bottom line” that would be incurred with a 0%, 1%, 2%, 3%, and 4% tuition increase. These scenarios assume no change in enrollment from the FY2016 Board approved budget and no increase in state operating support. A 3% increase in service fees, and room and board rates is assumed throughout. Even with a 4% FY2017 tuition increase the colleges would still have to cut expenses, assuming additional enrollments or other offsetting revenues do not materialize.

	0%	1%	2%	3%	4%
CCV	(893,667)	(661,679)	(429,691)	(197,702)	34,286
CU	(1,357,888)	(1,049,219)	(740,551)	(431,882)	(123,214)
JSC	(1,012,153)	(836,147)	(660,141)	(484,135)	(308,129)
LSC	(1,218,508)	(1,046,475)	(874,442)	(702,409)	(530,375)
VTC	(2,939,807)	(2,731,320)	(2,522,833)	(2,314,346)	(2,105,859)
<b>Total VSC</b>	<b>(7,422,023)</b>	<b>(6,324,840)</b>	<b>(5,227,658)</b>	<b>(4,130,474)</b>	<b>(2,943,291)</b>

Colleges Losses from a 0% Tuition Increase and the Impact on TD Bank Loan Covenant

If we adjust the FY2015 TD Bank loan covenant calculation, for which net income of negative \$10.3 million resulted in a 1.48 ratio, and include the estimated \$7.4 million of losses calculated above for a 0% tuition increase, the resulting negative \$17.7 million net income produces a ratio of 0.76, well below the threshold for default. A covenant default would result in action between TD Bank and the VSC.

**Debt Service Coverage Ratio with GASB 45**

Net Income	+	(17,676,113)
Taxes	+	0
Depreciation	+	14,087,773
Amortization	+	
Cash Taxes	-	
Interest Expense	+	5,758,495
GASB 45 Adjustments	+	5,789,775
		7,959,930
(divided by)		
Interest Expense	+	5,758,495
CPLTD	+	4,661,213
New SWAP Cash Settlement	+	
		10,419,708

<b>Actual Ratio is</b>	<b>0.76</b>
<b>Ratio of at least 1.00</b>	<b>1.00</b>

Dollar Impact on Student Costs with Every Percent Tuition Increase

The table below shows the cost to a Vermont student for every 1% tuition increase (the CCV rate assumes eight 3-credit courses, or 24 credits, at \$238 per credit).

	In-State					
	Rate	0%	1%	2%	3%	4%
CCV	\$5,904	\$0	\$59	\$118	\$177	\$236
CU	10,248	0	102	205	307	410
JSC	9,984	0	100	200	300	399
LSC	9,984	0	100	200	300	399
VTC	12,456	0	125	249	374	498

Dollar Impact on College Revenues with Every Percent Tuition Increase

The table below shows the additional revenue generated at each college for every 1% increase in net tuition revenue.

	0%	1%	2%	3%	4%
CCV	0	231,988	463,977	695,965	927,953
CU	0	308,668	617,337	926,005	1,234,674
JSC	0	176,006	352,012	528,018	704,024
LSC	0	172,033	344,066	516,099	688,132
<u>VTC</u>	0	208,487	416,974	625,461	833,948
Total VSC	0	1,097,182	2,194,366	3,291,548	4,388,731

Additional Students Needed to Balance FY2017 with a 0% Tuition Increase

The table below shows the total number of net additional in-state students needed to close the projected FY2017 deficit (number of additional 3-credit courses shown for CCV), assuming the current 0% across-the-board tuition increase.

	0% Tuition Deficit	In-State Tuition	Additional Students needed to balance budget
CCV	(893,667)	738	<b>1,211 COURSE ENROLLMENTS</b>
CU	(1,357,888)	10,248	<b>133 STUDENTS</b>
JSC	(1,012,153)	9,984	<b>101 STUDENTS</b>
LSC	(1,218,508)	9,984	<b>122 STUDENTS</b>
<u>VTC</u>	(2,939,807)	12,456	<b>236 STUDENTS</b>
Total VSC	(7,422,023)		<b>592 STUDENTS</b>

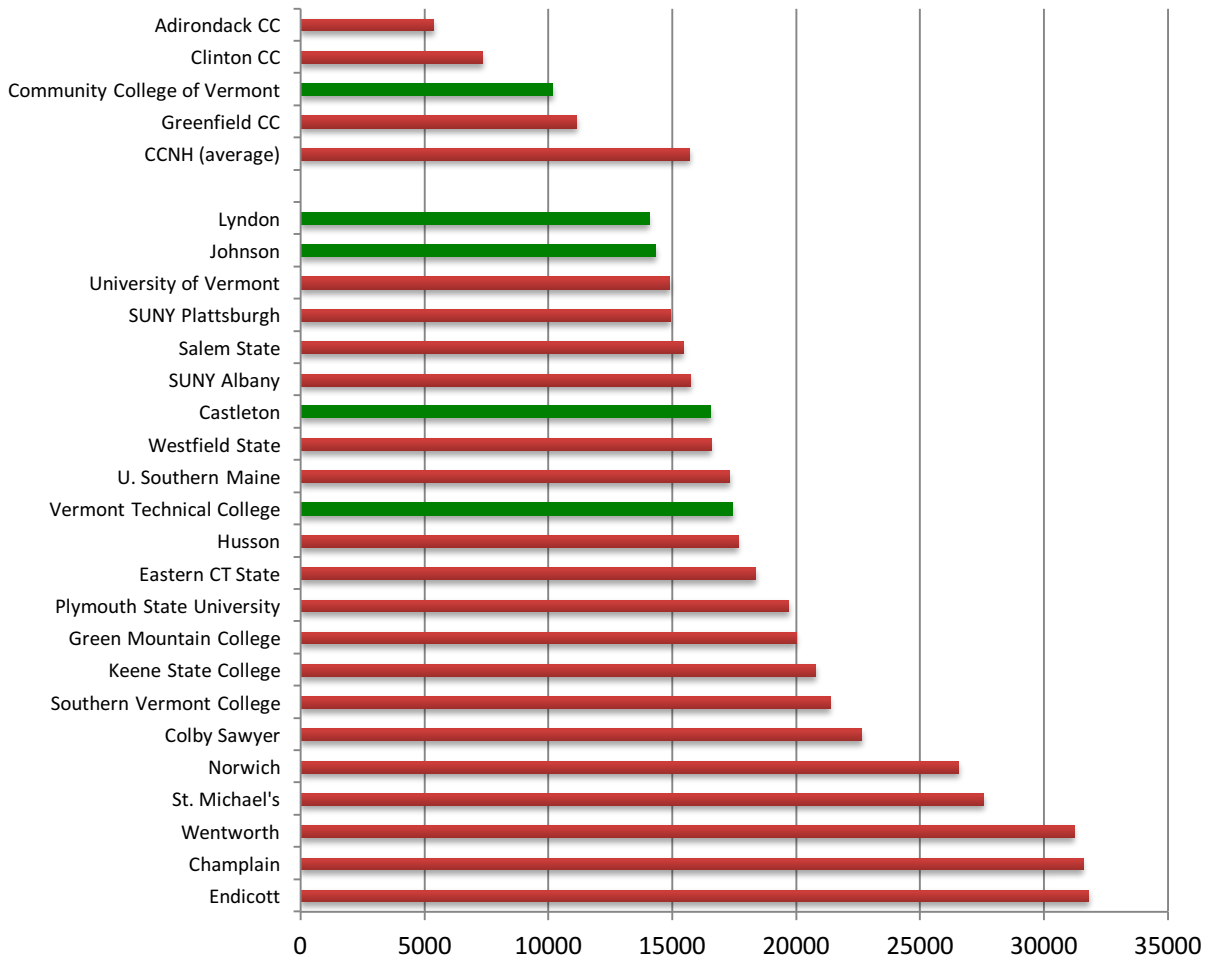
The table below shows the total number of net additional in-state students (or 3-credit courses for CCV) needed to close the projected FY2017 deficit after accounting for the colleges' requested increased tuition rates. The "blended" increase of 1.79% for JSC reflects a weighted average of the 2.5% increase for in-state students and 0% increase for out-of-state students. For CCV, LSC, and VTC the increases are across-the-board.

	Blended Requested Tuition Increase	Deficit	New In-State Tuition	Additional Students needed to balance budget
CCV	3.00%	(197,702)	759	<b>260 COURSE ENROLLMENTS</b>
CU	0.00%	(1,357,888)	10,248	<b>133</b>
JSC	1.79%	(695,342)	10,224	<b>68</b>
LSC	2.50%	(788,425)	10,224	<b>77</b>
<u>VTC</u>	4.00%	(2,105,859)	12,960	<b><u>162</u></b>
Total VSC		(5,145,216)		<b>440 STUDENTS</b>

Comparable College Analysis

The following analysis was prepared by the Chancellor's Office, and shows that our colleges are very competitive with regional competitors in terms of net cost of attendance. The data comes from the US College Scorecard's "Net Price Calculator" (something all colleges must now include on their websites), and define average cost of attendance as net of all federal, state, and institutional grant aid.

## US College Scorecard: Average Annual Net Cost of Attendance





**VERMONT STATE COLLEGES**  
**Tuition, Fees, Room & Board Rates for FY2017**

1/13/16

**UNDERGRADUATE TUITION**

**TUITIONS:**

	FY2017	\$ Change	% Change	FY2016	\$ Change	% Change	FY2015
<b>COMMUNITY COLLEGE OF VERMONT</b>							
<b>Per-Credit Hour Rate:</b>							
Vermonter	253	7	2.85%	246	7	2.93%	239
Non-Vermonter	506	14	2.85%	492	14	2.93%	478
NEBHE (150% Vermont rate)	380	10	2.70%	370	11	3.06%	359
International (Non Vermont rate)	506	14	2.85%	492	14	2.93%	478
<b>CASTLETON UNIVERSITY</b>							
<b>Full time rate:</b>							
Vermonter	10,248	0	0.00%	10,248	480	4.91%	9,768
Non-Vermonter	25,656	0	0.00%	25,656	1,224	5.01%	24,432
NEBHE (150% Vermont rate)	15,408	0	0.00%	15,408	744	5.07%	14,664
International (150% Vermont rate)	15,408	0	0.00%	15,408	744	5.07%	14,664
<b>Per-Credit Hour Rate</b>							
Vermonter	427	0	0.00%	427	20	4.91%	407
Non-Vermonter	1,069	0	0.00%	1,069	51	5.01%	1,018
NEBHE (150% Vermont rate)	642	0	0.00%	642	31	5.07%	611
International (150% Vermont rate)	642	0	0.00%	642	31	5.07%	611
<b>Summer Sessions</b>							
Vermonter	427	0	0.00%	427	20	4.91%	407
Non-Vermonter (150% Vermont rate)	642	0	0.00%	642	31	5.07%	611
NEBHE (150% Vermont rate)	642	0	0.00%	642	31	5.07%	611
International (150% Vermont rate)	642	0	0.00%	642	31	5.07%	611
<b>Nursing:</b>							
<b>Full time rate:</b>							
Vermonter	13,320	0	0.00%	13,320	624	4.91%	12,696
Non-Vermonter	28,728	0	0.00%	28,728	1,368	5.00%	27,360
NEBHE (150% Vermont rate)	20,016	0	0.00%	20,016	960	5.04%	19,056
International (150% Vermont rate)	20,016	0	0.00%	20,016	960	5.04%	19,056
<b>Per-Credit Hour Rate</b>							
Vermonter	555	0	0.00%	555	26	4.91%	529
Non-Vermonter	1,197	0	0.00%	1,197	57	5.00%	1,140
NEBHE (150% Vermont rate)	834	0	0.00%	834	40	5.04%	794
International (150% Vermont rate)	834	0	0.00%	834	40	5.04%	794
<b>Summer Sessions</b>							
Vermonter	555	0	0.00%	555	26	4.91%	529
Non-Vermonter (150% Vermont rate)	834	0	0.00%	834	40	5.04%	794
NEBHE (150% Vermont rate)	834	0	0.00%	834	40	5.04%	794
International (150% Vermont rate)	834	0	0.00%	834	40	5.04%	794
<b>JOHNSON STATE COLLEGE</b>							
<b>Full time rate:</b>							
Vermonter	10,224	240	2.40%	9,984	384	4.00%	9,600
Non-Vermonter	22,680	0	0.00%	22,680	1,080	5.00%	21,600
NEBHE (150% Vermont rate)	15,336	360	2.40%	14,976	576	4.00%	14,400
International (Non Vermont rate)	22,680	0	0.00%	22,680	1,080	5.00%	21,600
<b>Per-Credit Hour Rate</b>							
Vermonter	426	10	2.40%	416	16	4.00%	400
Non-Vermonter	945	0	0.00%	945	45	5.00%	900
NEBHE (150% Vermont rate)	639	15	2.40%	624	24	4.00%	600
International (Non Vermont rate)	945	0	0.00%	945	45	5.00%	900
<b>Summer Sessions</b>							
Vermonter	426	10	2.40%	416	16	4.00%	400
Non-Vermonter (150% Vermont rate)	639	15	2.40%	624	24	4.00%	600
NEBHE (150% Vermont rate)	639	15	2.40%	624	24	4.00%	600
International (150% Vermont rate)	639	15	2.40%	624	24	4.00%	600

**LYNDON STATE COLLEGE**

**Full time rate:**

Vermont	10,224	240	2.40%	9,984	288	2.97%	9,696
Non-Vermont	21,912	528	2.47%	21,384	624	3.01%	20,760
NEBHE (150% Vermont rate)	15,336	360	2.40%	14,976	432	2.97%	14,544
International (Non Vermont rate)	21,912	528	2.47%	21,384	624	3.01%	20,760

**Per-Credit Hour Rate**

Vermont	426	10	2.40%	416	12	2.97%	404
Non-Vermont	913	22	2.47%	891	26	3.01%	865
NEBHE (150% Vermont rate)	639	15	2.40%	624	18	2.97%	606
International (Non Vermont rate)	913	22	2.47%	891	26	3.01%	865

**Summer Sessions**

Vermont	426	10	2.40%	416	12	2.97%	404
Non-Vermont (150% Vermont rate)	639	15	2.40%	624	18	2.97%	606
NEBHE (150% Vermont rate)	639	15	2.40%	624	18	2.97%	606
International (150% Vermont rate)	639	15	2.40%	624	18	2.97%	606

**VERMONT TECHNICAL COLLEGE**

**Full time rate:**

Vermont	12,960	504	4.05%	12,456	600	5.06%	11,856
Non-Vermont	24,792	960	4.03%	23,832	1,128	4.97%	22,704
NEBHE (150% Vermont rate)	19,440	768	4.11%	18,672	888	4.99%	17,784
International (Non Vermont rate)	28,488	4,656	19.54%	23,832	1,128	4.97%	22,704

**Rates for Part-Time & Extra Credits over 12**

Vermont	540	21	4.05%	519	25	5.06%	494
Non-Vermont	1,033	40	4.03%	993	47	4.97%	946
NEBHE (150% Vermont rate)	810	32	4.11%	778	37	4.99%	741
International (Non Vermont rate)	1,187	194	19.54%	993	47	4.97%	946

**Summer Sessions**

Vermont	540	21	4.05%	519	25	5.06%	494
Non-Vermont (150% Vermont rate)	810	32	4.11%	778	37	4.99%	741
NEBHE (150% Vermont rate)	810	32	4.11%	778	37	4.99%	741
International (Non Vermont rate)	1,187	194	19.54%	993	47	4.97%	946

**Dental Hygiene:**

**Full time rate:**

Vermont	16,224	624	4.00%	15,600	744	5.01%	14,856
Non-Vermont	25,392	984	4.03%	24,408	1,152	4.95%	23,256
NEBHE	24,336	5,016	25.96%	19,320	912	4.95%	18,408
International (Non Vermont rate)	29,088	4,680	19.17%	24,408	1,152	4.95%	23,256

**Per-Credit Hour Rate**

Vermont	676	26	4.00%	650	31	5.01%	619
Non-Vermont	1,058	41	4.03%	1,017	48	4.95%	969
NEBHE	1,014	209	25.96%	805	38	4.95%	767
International (Non Vermont rate)	1,212	195	19.17%	1,017	48	4.95%	969

**Summer Sessions**

Vermont	676	26	4.00%	650	31	5.01%	619
Non-Vermont	1,014	209	25.96%	805	38	4.95%	767
NEBHE	1,014	209	25.96%	805	38	4.95%	767
International (Non Vermont rate)	1,212	195	19.17%	1,017	48	4.95%	969

**Nursing:**

**Full time rate:**

Vermont	13,608	528	4.04%	13,080	624	5.01%	12,456
Non-Vermont	28,728	4,320	17.70%	24,408	1,152	4.95%	23,256
NEBHE	20,424	1,104	5.71%	19,320	912	4.95%	18,408
International (Non Vermont rate)	32,424	8,016	32.84%	24,408	1,152	4.95%	23,256

**Per-Credit Hour Rate**

Vermont	567	22	4.04%	545	26	5.01%	519
Non-Vermont	1,197	180	17.70%	1,017	48	4.95%	969
NEBHE	851	46	5.71%	805	38	4.95%	767
International (Non Vermont rate)	1,351	334	32.84%	1,017	48	4.95%	969

**Summer Sessions**

Vermont	567	22	4.04%	545	26	5.01%	519
Non-Vermont	851	46	5.71%	805	38	4.95%	767
NEBHE	851	46	5.71%	805	38	4.95%	767
International (Non Vermont rate)	1,351	334	32.84%	1,017	48	4.95%	969

**Online:**

**Full Time Rate:**

All Students	12,960						
--------------	--------	--	--	--	--	--	--

**Per-Credit Hour Rate**

All Students	540						
--------------	-----	--	--	--	--	--	--

**GRADUATE TUITION**

	FY2017	\$ Change	% Change	FY2016	\$ Change	% Change	FY2015
<b>CASTLETON UNIVERSITY</b>							
<b><u>Full time rate (up to 12 credits):</u></b>							
Vermont	9,900	0	0.00%	9,900	0	0.00%	9,900
Non-Vermont	14,400	0	0.00%	14,400	0	0.00%	14,400
<b><u>Rates for Part-Time &amp; Extra Credits over 12</u></b>							
Vermont	550	0	0.00%	550	0	0.00%	550
Non-Vermont	800	0	0.00%	800	0	0.00%	800
<b><u>Summer Sessions</u></b>							
Vermont	550	0	0.00%	550	0	0.00%	550
Non-Vermont	800	0	0.00%	800	0	0.00%	800
<b>JOHNSON STATE COLLEGE</b>							
<b><u>Full time rate (up to 12 credits):</u></b>							
Vermont	13,200	312	2.42%	12,888	624	5.09%	12,264
Non-Vermont	19,200	(8,592)	-30.92%	27,792	1,320	4.99%	26,472
<b><u>Rates for Part-Time &amp; Extra Credits over 12</u></b>							
Vermont	550	13	2.42%	537	26	5.09%	511
Non-Vermont	800	(358)	-30.92%	1,158	55	4.99%	1,103
<b><u>Summer Sessions</u></b>							
Vermont	550	13	2.42%	537	26	5.09%	511
Non-Vermont (150% Vermont rate)	825	20	2.48%	805	38	4.95%	767
<b>LYNDON STATE COLLEGE</b>							
<b><u>Full time rate (up to 12 credits):</u></b>							
Vermont	12,984	312	2.46%	12,672	600	4.97%	12,072
Non-Vermont	27,312	0	0.00%	27,312	1,296	4.98%	26,016
NEBHE (150% Vermont rate)	19,488	456	2.40%	19,032	912	5.03%	18,120
International (Non Vermont rate)	27,312	0	0.00%	27,312	1,296	4.98%	26,016
<b><u>Rates for Part-Time &amp; Extra Credits over 12</u></b>							
Vermont	541	13	2.46%	528	25	4.97%	503
Non-Vermont	1,138	0	0.00%	1,138	54	4.98%	1,084
NEBHE (150% Vermont rate)	812	19	2.40%	793	38	5.03%	755
International (Non Vermont rate)	1,138	0	0.00%	1,138	54	4.98%	1,084
<b><u>Summer Sessions</u></b>							
Vermont	541	13	2.46%	528	25	4.97%	503
Non-Vermont (150% Vermont rate)	812	19	2.40%	793	38	5.03%	755
NEBHE (150% Vermont rate)	812	19	2.40%	793	38	5.03%	755
International (150% Vermont rate)	812	19	2.40%	793	38	5.03%	755
<b>VERMONT TECHNICAL COLLEGE</b>							
<b><u>Full time rate (up to 12 credits):</u></b>							
Vermont	16,200	n/a	n/a	n/a	n/a	n/a	n/a
Non-Vermont	30,990	n/a	n/a	n/a	n/a	n/a	n/a
NEBHE (150% Vermont rate)	24,300	n/a	n/a	n/a	n/a	n/a	n/a
International (Non Vermont rate)	35,615	n/a	n/a	n/a	n/a	n/a	n/a
<b><u>Rates for Part-Time &amp; Extra Credits over 12</u></b>							
Vermont	675	n/a	n/a	n/a	n/a	n/a	n/a
Non-Vermont	1,291	n/a	n/a	n/a	n/a	n/a	n/a
NEBHE (150% Vermont rate)	1,013	n/a	n/a	n/a	n/a	n/a	n/a
International (Non Vermont rate)	1,484	n/a	n/a	n/a	n/a	n/a	n/a
<b><u>Summer Sessions</u></b>							
Vermont	675	n/a	n/a	n/a	n/a	n/a	n/a
Non-Vermont (150% Vermont rate)	1,013	n/a	n/a	n/a	n/a	n/a	n/a
NEBHE (150% Vermont rate)	1,013	n/a	n/a	n/a	n/a	n/a	n/a
International (150% Vermont rate)	1,013	n/a	n/a	n/a	n/a	n/a	n/a

**VERMONT STATE COLLEGES  
 FEES, ROOM and BOARD RATES**

	<u>FY2017</u>	<u>\$ Change</u>	<u>% Change</u>	<u>FY2016</u>	<u>\$ Change</u>	<u>% Change</u>	<u>FY2015</u>
<b>INDIVIDUAL SERVICE FEES</b>							
<b><u>Set by Board</u></b>							
Application	49	1	2.08% all	48	1	2.13% all	47
Graduation	95	3	3.26% all	92	3	3.37% all	89
Late Registration	62	2	3.33% all	60	2	3.45% all	58
Student Activity Fee	270	8	3.05% /yr	262	8	3.15% /yr	254
Change of Program or Course (after normal drop/add period)	24	1	4.35% all	23	1	4.55% all	22
CSC Facilities Fee	796	24	3.11% /yr	772	22	2.93% /yr	750
JSC Facilities Fee	796	24	3.11% /yr	772	22	2.93% /yr	750
LSC Facilities Fee	796	24	3.11% /yr	772	22	2.93% /yr	750
VTC Facilities Fee	796	24	3.11% /yr	772	22	2.93% /yr	750
<b><u>Set by Colleges</u></b>							
Orientation/Basic Skills Testing/Assessment							
Course Fees							
Partial Payment							
Penalty Fees							
						(can be adjusted for inflation as necessary)	
<b>ROOM RATES:</b>							
Double Room	5,948	174	3.01% /yr	5,774	169	3.01% /yr	5,606
Premium for a Single Room	1,586	46	2.99% /yr	1,540	46	3.08% /yr	1,494
Reduction for Tripling	(608)	(19)	3.22% /yr	(590)	(17)	2.96% /yr	(574)
Single Room Suite	8,286	243	3.02% /yr	8,044	234	3.00% /yr	7,810
<b>BOARD RATES:</b>							
Gold Plan/unlimited meals with \$100/yr in DB	4,040	118	3.01% /yr	3,922	114	2.99% /yr	3,808
Base plan/12 meals/wk with \$150/yr in DB	3,890	114	3.02% /yr	3,776	110	3.00% /yr	3,666
8 meals/wk with \$220/yr in DB	3,740	111	3.06% /yr	3,630	106	3.01% /yr	3,524

VERMONT STATE COLLEGES

BOARD OF TRUSTEES

RESOLUTION

Tuition, Fees, Room & Board Rates for the 2016-2017 Academic Year

WHEREAS, Students, their families, and the colleges all require and deserve timely and accurate information to plan for 2016-2017 academic college costs and budgets; and

WHEREAS, The Finance and Facilities Committee has reviewed student tuition, fees, room and board information presented for the Vermont State Colleges, has discussed the 2016-2017 Academic Year rate request by VSC management, and endorses the approval of the proposed rates to the full Board; therefore be it

RESOLVED, That the Board of Trustees of the Vermont State Colleges establishes for the 2016-2017 Academic Year the following tuitions, fees, room and board rates.

February 13, 2016

2. Legislative Update

A legislative update will be provided to the committee.

[Back to Agenda](#)

### 3. Update on Ongoing VSC Construction

#### *CCV St Albans HVAC Equipment Replacement:*

The CCV site located in St Albans has been struggling with HVAC issues throughout the past summer. The existing HVAC system is original equipment, installed in 1992 and is considered as light duty commercial and that it has out lived its design life. Most of the equipment has been repaired a number of times and presently we have a situation where one of the AC units has failed. This equipment was identified in the recent Energy Audits as needing to be replaced and LN Consulting has designed a system to replace the existing. In mid-January we will be requesting bids from local mechanical contractors for the replacement of this equipment. The completion date for this project is mid-May.

#### *LSC Solar:*

In mid-March, Lyndon State College released an RFP to solar developers for net metering proposals. The intent of this RFP was for LSC to enter into a net metering agreement with developers to receive energy credits from a 500kw solar farm within the Lyndonville Electric district. Proposals were received on April 10th and the selection committee selected Sun Edison as their partner for this project. A net metering Agreement was executed between Sun Edison and Lyndon State College. Despite SunEdison's efforts to secure a site to host the LSC Solar project within the Lyndonville Electric district they had no success. The SunEdison net metering agreement has been dissolved and LSC is now in the process of negotiating an agreement with Green Lantern for the 500kw project. Green Lantern has a site and a CPG for the project and is looking for an off taker. The new net metering agreement should be finalized within the next few weeks. It is expected that construction on the project will begin this spring.

In addition to the Green Lantern 500kw project, LSC is working with Aegis Renewable Energy to enter into a second net metering agreement for an additional 300kw solar project. At this time we are exploring the project feasibility and financial benefits.

#### *VSC Solar:*

In September VSC released a request for proposals to solar developers for solar net metering agreements. A number of proposals were received and SunEdison was selected. Two net metering agreements have been executed with SunEdison. CCV will be receiving energy credits from a 500kw solar farm in Middlebury and that will be used to offset a portion of the energy bills at the Montpelier, Winooski, St Albans and Upper Valley sites. The second agreement is for 300kw from a solar farm in Newfane and will be used to offset energy costs for the VTC Williston campus.

*VTC Solar:*

All Earth Renewables has relocated the solar field to a new location which is located just below the VTC Bio-Digester. All Earth received their CPG for the project in early December. Because we have had a very warm fall and start of winter, they have started construction of the project. Green Mountain Power has started the interconnection scope of work, and All Earth has begun the installation of the access road, the control center and the tracker bases.

*CU Haskell Heating Project:*

We are in the process of creating the bid documents for the Castleton Haskell Heating project. This project is very similar to the Adams Heating project completed last summer where student room hydronic heaters and controls were replaced. The bid documents will be completed by mid-January and will be bid in early February with construction starting in mid-May and completed by late July.

*LSC Science Lab Renovation Project:*

Lyndon has been working with SAS Architects to develop plans for the renovation of one of their biology labs. The project documents will be completed and ready for bidding by March with construction starting immediately and completion is expected by June 1<sup>st</sup>.

*JSC Governors Electrical Upgrade Project:*

This project is similar to last year's Senators Electrical Upgrade project. In this project we will be upgrading the building main distribution panels and building service. This project has been designed and will be bid in January with construction starting in mid-May.



4. Review Capital Projects Report

For this month's Project Status Report, we completed 2 projects which leaves 21 uncompleted projects which will be brought forward to the next project status report.

[Back to Agenda](#)

January 2016 Capital Project Update									
Board Approved State Capital Projects	Preliminary Estimate	Budget	Final / Est. Cost	(Under)/ Over Budget	% Cash Disper sed	% Work Compl ete	Start	Finish	Notes
CSC FY 16 Campus Flooring	\$ 37,000	\$ 37,000	\$ 37,000		80%	80%	7/1/15	6/30/16	
<b>Castleton Totals</b>	<b>\$ 37,000</b>	<b>\$ 37,000</b>	<b>\$ 224,196</b>						
JSC FY 13 Campus Electrical Efficiency Upgrades	\$ 21,250	\$ 21,250	\$ 21,250		100%	100%	7/2/12	6/30/16	
<b>Johnson Totals</b>	<b>\$ 21,250</b>	<b>\$ 21,250</b>	<b>\$ 21,250</b>						
LSC FY 16 Campus Landscaping / ADA Access & Walkway Repairs	\$ 200,000	\$ 200,000	\$ 200,000		5%	10%	7/1/15	6/30/16	
LSC FY 16 Vail Building Repair	\$ 50,000	\$ 50,000	\$ 50,000		80%	90%	7/1/15	6/30/16	
LSC FY 16 Wheelock Parking Lot Repairs Phase I	\$ 20,000	\$ 20,000	\$ 20,000		5%	5%	7/1/15	6/30/16	
<b>Lyndon Totals</b>	<b>\$ 270,000</b>	<b>\$ 270,000</b>	<b>\$ 270,000</b>						
VTC FY 15 Exterior Painting & Building Repairs	\$ 56,000	\$ 56,000	\$ 56,000		95%	100%	7/1/14	6/30/16	
VTC FY 15 Energy Management System Upgrades	\$ 25,250	\$ 25,250	\$ 25,250		0%	0%	7/1/14	6/30/16	
VTC FY 16 Green Hall Flooring Replacement	\$ 95,000	\$ 95,000	\$ 95,000		25%	25%	7/1/15	6/30/16	
VTC FY 16 Site Lighting Upgrades	\$ 79,000	\$ 79,000	\$ 79,000		75%	90%	7/1/15	6/30/16	
VTC FY 16 Green Hall Elevator Upgrades Phase I	\$ 21,000	\$ 21,000	\$ 21,000		0%	15%	7/1/15	6/30/16	
VTC FY 16 Morrill Lab Upgrades	\$ 1,000,000	\$ 1,000,000	\$ 1,000,000		80%	95%	7/1/15	9/1/15	
<b>VTC Totals</b>	<b>\$ 1,276,250</b>	<b>\$ 1,276,250</b>	<b>\$ 1,276,250</b>						
CCV FY 15 Facility Improvements	\$ 75,000	\$ 75,000	\$ 75,000		25%	25%	7/1/14	6/30/16	
CCV FY 16 Facility Improvements	\$ 75,000	\$ 75,000	\$ 75,000		0%	0%	7/1/15	6/30/16	
<b>CCV Totals</b>	<b>\$ 150,000</b>	<b>\$ 150,000</b>	<b>\$ 150,000</b>						

\* Green Indicates project completed and will be removed from next report.

Board Approved VSC Dorm/Dining Projects	Preliminary Estimate	Budget	Final / Est. Cost	(Under)/ Over Budget	% Cash Disper sed	% Work Compl ete	Start	Finish	Notes
<b>Casleton Totals</b>									
	\$ -	\$ -	\$ -						D/D Projects Completed
JSC FY 16 Governors / Senators Electrical Upgrades Phase II	\$ 220,000	\$ 220,000	\$ 140,000		100%	100%	7/1/15	6/30/16	Surplus to be applied to Phase III
JSC FY 16 Senators Dorm Safety Project Phase I	\$ 30,000	\$ 30,000	\$ 30,000		85%	90%	7/1/15	6/30/16	
<b>Johnson Totals</b>									
	\$ 250,000	\$ 250,000	\$ 170,000	-32%					
LSC FY 15 Dining Services Equipment Replacement	\$ 90,000	\$ 90,000	\$ 90,000		85%	95%	7/1/14	6/30/16	
LSC FY 16 Stevens Roof Replacement Phase I	\$ 40,000	\$ 40,000	\$ 40,000		0%	5%	7/1/15	6/30/16	
<b>Lyndon Totals</b>									
	\$ 130,000	\$ 130,000	\$ 130,000						
VTC FY 15 Morey / Nutting Lighting Upgrades	\$ 27,000	\$ 27,000	\$ 27,000		10%	15%	7/1/14	6/30/16	
VTC FY 15 Old Dorm Shower Repairs and Upgrades	\$ 55,000	\$ 55,000	\$ 55,000		0%	0%	7/1/14	6/30/16	
VTC FY 15 44 Water St. Fire Alarm Replacement	\$ 21,000	\$ 21,000	\$ 21,000		0%	5%	7/1/14	6/30/16	
VTC FY 16 Nutting Lobby Window Replacement	\$ 60,000	\$ 60,000	\$ 60,000		0%	25%	7/1/15	6/30/16	
<b>VTC Totals</b>									
	\$ 163,000	\$ 163,000	\$ 163,000						
* Green Indicates project completed and will be removed from next report.									
OC Approved Self Financed	Preliminary Estimate	Budget	Final / Est. Cost	(Under)/ Over Budget	% Cash Disper sed	% Work Compl ete	Start	Finish	Notes
JSC Babcock Preserve	\$ 5,000	\$ 5,000	\$ 5,000		0%	0%	7/2/12	6/30/16	
OC Approved Green Revolving Fund	Preliminary Estimate	Budget	Final / Est. Cost	(Under)/ Over Budget	% Cash Disper sed	% Work Compl ete	Start	Finish	Notes
VTC Bio-digester Heat Recovery Phases I & II	\$ 225,000	\$ 335,000	\$ 335,000		33%	33%	12/2/13	6/30/16	Funding Sources: \$225,000 GRF, \$25,000 Clean Energy Fund, \$85,000 Efficiency Vt. Incentive Phase I Completed. Phase II Designed, Construction Documents Completed and ready to be released for bidding.
* Green Indicates project completed and will be removed from next report.									

C. ITEMS FOR INFORMATION ONLY

1. Monthly Grant Activity Report

Current:	A total of 76, of which, 7 are new.
Pending:	A total of 15, of which, 0 are new.
Denied:	A total of 9, of which, 4 are new.
Total:	100 grants

[Back to Agenda](#)

**Vermont State Colleges**  
- Annual Grant Activity Report -  
FY2016 New Grants and Currently Active Grants

A = Action Item (Grants over \$150,000 need Board Approval)  
N = New Grants This Period  
U = Updated (Awarded/Denied or Withdrawn)  
E = Extended

Item	College	Grant Title (Project Director)	Status	CFDA #	Granting Agency (Fed,State,Other)	Funding Agency/Grant Period	Brief Description	Amount Requested	VSC Match	Amount Awarded	Reported to Board
	CCV	TRIO Student Support Services Program (Jen Garrett-Ostermiller)	Awarded	84.042A	Federal	US Dept of Education (9/1/10 - 8/31/15)	Program to serve students who are first generation, low income and/or have a disability. The objects are persistence, graduation and transfer, and financial literacy education. (1st yr: \$357K; 2nd & 3rd yr: \$346K; 4th yr: \$328K; 5th yr: \$346K)	\$ 1,754,827		\$ 1,721,644	Mar-11
	CCV	Northern Lights Career Development Center (NLCDC) (Nancy Sugarman)	Awarded	93.596 & 93.575	Federal	State of Vermont, DHHD / Administration for Children and Families (7/1/15 - 6/30/16)	To enhance child care opportunities and sustain and improve the quality of programs for Vermont children.	\$342,994		\$342,994	
	CCV	Trade Adjustment Assistance Community College and Career Training Grants Program (Penne Lynch)	Awarded	17.282	Federal	Employment and Training Administration (10/1/14 - 9/30/18)	Improve retention and achievement rates to reduce time to completion (1st yr: \$936K; 2nd yr: \$699K; 3rd yr: \$765K; 4th yr: \$100K)	\$2,500,000		\$2,394,110	Sep-14
	CCV	Vermont State GEAR UP (Heather Weinstein)	Awarded	84.334	Federal	Vermont Student Assistance Corporation (8/1/14 - 8/31/15)	Embed peer mentors into the Dimensions First Initiative	\$24,733	\$25,000	\$25,000	
	CCV	TRIO Student Support Services (SSS) Program (Jennifer Garrett-Ostermiller)	Awarded	84.042A	Federal	Department of Education (9/1/15 - 8/31/20)	To serve disadvantaged students (first-generation, low-income, and/or individuals with a disability), annually, with objectives to increase persistence, good academic standing, graduation, and transfer to a four-year institution. ((\$346K/yr for 5 yrs)	\$1,728,665		\$1,728,665	
	CCV	IDEA Networks of Biomedical Research Excellence (INBRE) (Darlene Murphy)	Awarded	93.859	Federal	Vermont Genetics Network / Dept of Health and Human Services (6/1/15 - 6/30/20)	Enhance STEM curriculum with lab supplies. NOTE: VGN to provide approximately \$65K in lab supplies to CCV, non-cash award.	\$65,000 non-cash		70059.47 non-cash	
	CCV	Consolidated Perkins Postsecondary and Tech Prep (Debby Stewart)	Awarded	84.048	Federal	State of Vermont, Agency of Education (7/1/15 - 6/30/16)	Improving vocational and technical education at the secondary and post-secondary level	\$667,426		\$667,426	
	CCV	Perkins Reserve (Debby Stewart)	Awarded	84.048	Federal	Vermont Department of Education (7/1/15 - 6/30/16)	Fast Forward dual enrollment model at regional career centers.	\$43,000		\$48,300	
	CSC	TRIO Student Support Services Program (Kelly Beckwith)	Awarded		Federal	US Dept of Education (9/1/10 - 8/31/15)	To increase college retention and graduation rates of first-generation and low-income students and students with disabilities. (5 yr -\$301,694 1st yr + 3-5% annual incr/yr thereafter)	\$1,508,470	\$ 611,750	\$ 301,694 1st yr funding	Jan-10
	CSC	CSC Woodruff Energy Efficiency Renovations (Chuck Lavoie)	Awarded	81.041	Federal (pass through)	Vermont Clean Energy Development Fund (2 yrs from date of award)	To remove and replace 90 windows and improve insulation deficiencies in Woodruff Hall.	\$143,271	\$132,658	\$137,964	
	CSC	2013 Division III Strategic Alliance Matching Grant (Deanna Tyson)	Awarded		Other	National Collegiate Athletic Association (9/1/13 - 8/31/16)	To hire full-time female/minority administrator in athletics (1st yr: \$50K; 2nd yr: \$34K; 3rd yr: \$18K)	\$101,904	\$101,323	\$101,904	Feb-13
	CSC	North East Water Resources Network (Andrew Vermilyea, Ph.D.)	Awarded		Other	National Science Foundation - EPSCoR subaward (9/1/13 - 8/31/16)	To study changes to the Lake Champlain watershed brought about in part by the increasing number of severe storms that have been hitting the region in recent years. (1st yr: \$8K; 2nd yr: \$15K; 3rd yr: \$16K)	\$38,857		\$38,857	
	CSC	RUI: Collaborative Research: Proterozoic Mountain Building and Collapse, Eastern Adirondacks, New York (Timothy Grover)	Awarded		Other	National Science Foundation (7/1/14 - 6/30/16)	Understand; i) nature of the crust during these various orogenic processes, ii) the effects of Shawinigan granulite facies metamorphism and anatexis relative to Ottawa granulite facies metamorphism and anatexis, and iii) how the crust evolved through time as the Grenville orogeny was constructed.	\$66,419		\$59,713	
	CSC	Intergrative Learning Initiative (Ingrid Johnston-Robledo, PhD)	Awarded		Other	Davis Educational Foundation (Jun 2015 - August 2018) (May 1-Sept 1,2015)	Develop interdisciplinary curriculum and programming. (1st yr: \$87K; 2nd yr: \$109K; 3rd yr: \$87K)	\$283,528	\$4,000	\$10,000	
	CSC	Castleton Entrepreneurial Collaborative (Lyle Jepson)	Awarded		Other	Vermont Community Foundation (7/1/15 - 6/30/16)	Seed money to establish Castleton Entrepreneurial Collaborative	\$20,000		\$20,000	
	CSC	Tutor.com Online Tutoring Services (Jennifer Jones)	Awarded		Other	Vermont Community Foundation - Hills and Hollows Fund (7/1/15 - 6/30/16)	Provide access to online tutors for students in Upward Bound Program.	\$3,000		\$3,000	
	CSC	Campuses for Environmental Stewardship (Ingrid Johnston-Robledo)	Awarded		Other	Davis Foundation / Campus Compact (9/1/15 - 6/30/16)	Support development of four (4) separate service learning courses focused on environmental stewardship	\$4,000	\$1,000	\$4,000	
	CSC	TRIO-Student Support Services (Kelley Beckwith)	Awarded	84.042	Federal	US Dept of Education - Office of Postsecondary Education (7/1/15 - 6/30/16)	To fund student support services.	\$292,341	\$134,486	\$292,341	

**Vermont State Colleges**  
- Annual Grant Activity Report -  
FY2016 New Grants and Currently Active Grants

**A** = Action Item (Grants over \$150,000 need Board Approval)  
**N** = New Grants This Period  
**U** = Updated (Awarded/Denied or Withdrawn)  
**E** = Extended

Item	College	Grant Title (Project Director)	Status	CEDA #	Granting Agency (Fed,State,Other)	Funding Agency/Grant Period	Brief Description	Amount Requested	VSC Match	Amount Awarded	Reported to Board
	CSC	Vermont Geographic Alliance (Scott Roper)	Awarded		Other	National Geographic Education Foundation (9/1/15 - 11/1/16)	To fund activities of the Vermont Geographic Alliance	\$27,500	\$10,575	\$27,500	
	JSC	Upward Bound (Tony Blueter)	Awarded	84.047A	Federal	U. S. Dept. of Education (6/01/2012-5/31/2017) Multiple Year Award	Help low income high school students transition to college	\$ 1,826,004		\$ 1,826,004	Jun-07
	JSC	Student Support Services (Dr. Karen Madden)	Awarded	84.042A	Federal	U. S. Dept. of Education (9/05 - 8/09); (Renewed 9/1/10 - 8/31/15)	To increase the retention and graduation rates of JSC students who are low income, first generation students and students with disabilities who clearly demonstrate academic need.	\$ 406,702 (1st of 5 yrs: \$406,072)		\$ 406,702	Oct-10
	JSC	Mammals on the Move: Managing Cascadia Wildlife in the Face of Climate Change (Kevin Johnston)	Awarded Renewed	15.222	Federal	US Department of the Interior / Bureau of Land Management (12/10/10 - 8/3/15)	The core objective of this research is to inform and improve management by describing a range of potential outcomes and identifying high-priority species and habitats.	\$25,000		\$25,000	
	JSC	Adaptation to Climate Change in the Lake Champlain Basin (Dr. Robert Genter)	Awarded	47.076	Federal Pass-through	Vermont EPSCoR (9/1/11 - 6/30/16)	Research the climate change in the Lake Champlain Basin (1st yr: \$186K; 2nd yr: \$156K; 3rd yr: \$160K; 4th yr: \$164K; 5th yr: \$168K)	\$834,022		\$834,022	Oct-11
	JSC	Student Transition, Achievement, Retention and Teaching (Leslie Kanat)	Awarded	47.076	Federal Pass-through	National Science Foundation (Aug 2012 - Jun 2017)	Students, faculty, support staff, and the administration will work together to prepare students for graduate school and future employment by providing realistic, relevant and challenging learning opportunities. Scholarships will be provided to 17 students who major in the Dept. of Environmental and Health Sciences. (1st yr: \$97K; 2nd yr: \$131K; 3rd yr: \$159K; 4th yr: \$133K; 5th yr: \$74K)	\$594,637		\$594,637	Oct-11
	JSC	Social Referencing and the Influence of Parental Affect on NonAmbulatory Infants (Gina Mireault, Ph.D.)	Awarded	47.074	Federal	National Institutes of Health (National Institute of Child Health & Human Development) (1/1/13 - 12/31/15)	Investigation of social referencing and parental affect on infant behavior, affect & physiology in the first 6 months of life. (1st yr: \$107K; 2nd yr: \$69K; 3rd yr: \$74K)	\$250,000		\$250,000	Apr-12
	JSC	Mammals on the Move: Managing Cascadia Wildlife in the Face of Climate Change Kevin Johnson	Awarded	15.222	Federal	US Dept of the Interior / Bureau of Land Management (7/1/12 - 8/3/15)	To inform and improve management by describing a range of potential outcomes and identifying high-priority species and habitats.	\$ 10,510	\$ -	\$ 10,510	
	JSC	Project Green's JSC High School Greening Summit Project (Russ Weis)	Awarded		Other	Canaday Family Charitable Trust (9/1/13 - 8/31/16)	To secure additional funding for the sixth, seventh, & eighth JSC H.S. Greening Summits ((\$25K/year)	\$ 75,000		\$ 75,000	
	JSC	AlcoholEdu/Haven Grant (Michele Whitmore)	Awarded		Other	Lamoille Family Center/Partnership for Success Grant (Sept 2013 - Aug 2016)	To implement the on-line educational course Alcohol/Edu and Haven to our first year and transfer students as a proactive approach in addressing alcohol use and unhealthy relationships in college. \$11K/yr for 3 yrs	\$33,000	\$14,000	\$33,000	
	JSC	Mammals on the Move: Managing Cascadia Wildlife in the Face of Climate Change - Phase 4 (Dr. Kevin Johnston)	Awarded	15.222	Federal	US Dept of the Interior / Bureau of Land Management (6/1/14 - 8/3/15)	Core objective of this research is to inform and improve management by describing a range of potential outcomes and identifying high-priority species and habitats. In phase 4, we will run several different climate models and examine where they agree and disagree.	\$20,000		\$20,000	
	JSC	Comparing Behavioral Strategies for Reducing Stress in Adults (Amy Welch, PhD)	Awarded		Other	Vermont Genetics Network (6/1/15 - 5/31/16)	To compare the effectiveness of biofeedback to exercise in highly-stressed adults, plus conduct pilot testing on a cognitive behavioral therapy intervention.	\$74,459			
	JSC	TRIO Student Support Services (Karen Madden, PhD)	Awarded	84.042A		U.S. Dept of Education (9/1/15 - 8/31/20)	To increase the graduation, good academic standing, and persistence of low income and first generation colleges students.	\$393,484	\$156,349		
<b>N,U</b>	JSC	Greening Summit #8 (Russ Weis)	<b>Awarded</b>		Other	Vt. Community Foundation Green Mountain Fund (Nov 2015 - Dec 2015)	To fund an award for Greening Summit #8	\$1,000		\$1,000	
<b>N,U</b>	JSC	Greening Summit #8 Award (Russ Weis)	<b>Awarded</b>		Other	Vermont Energy Investment Corporation (Nov 2015 - Dec 2015)	To fund the award for "Best Written Proposal" at Greening Summit #8	\$500		\$500	
	LSC	TRIO_Upward Bound (84.047) ED-Grants-121911-001 (Rick Williams)	Awarded	84.047	Federal	US Department of Education (9/1/12 - 8/31/17)	To obtain funding for the Upward Bound project at LSC to serve nine target high schools in a three-county area to help students navigate the path towards success in postsecondary education. (1st yr: \$324,765)	\$1,623,825		\$324,765	May-12

**Vermont State Colleges**  
- Annual Grant Activity Report -  
FY2016 New Grants and Currently Active Grants

A = Action Item (Grants over \$150,000 need Board Approval)  
N = New Grants This Period  
U = Updated (Awarded/Denied or Withdrawn)  
E = Extended

Item	College	Grant Title (Project Director)	Status	CFDA #	Granting Agency (Fed,State,Other)	Funding Agency/Grant Period	Brief Description	Amount Requested	VSC Match	Amount Awarded	Reported to Board
	LSC	TRIO Student Support Services Program (Bob McCabe)	Awarded	84.042A	Federal	US Dept of Education (9/1/10 - 8/31/15)	To increase college retention and graduation rates of first-generation and low-income students and students with disabilities. (5 yr -\$288,707 /yr)	\$1,443,535		\$ 279,757 3rd yr funding	Mar-11
	LSC	Early Promise Community Outreach Coordinator (Dr. Heather Bouchey)	Awarded		Other	The Canaday Family Charitable Trust (7/31/13 - 7/31/16)	To help us implement and expand our existing Early Promise Program to increase postsecondary degree attainment in Northeast Kingdom. (50,000/yr for 3 yrs)	\$ 150,000	\$ 257,618 \$86K/yr		Dec-13
	LSC	TRIO_Program_Student Support Services (Bob McCabe)	Awarded	84.042	Federal	US Department of Education (9/1/15 - 8/31/20)	Excel will serve 190 low-income, first generation and physically/learning disabled students each year through graduation from College. Services will actively engage, assist and encourage our students to take control of their educational future. (1st yr: \$324,765)	\$1,623,825		\$324,765	May-12
	VTC	Applied Agriculture Institute (TAACCCT) (Jeff Higgins) (Chris Beattie)	Awarded	17.282	Federal (Pass Through)	US Department of Labor (10/1/12 - 9/30/15) (10/1/12 - 9/30/16)	Workforce development (1st yr: \$1,141K; 2nd yr: \$656K; 3rd yr: \$689K)	\$ 2,485,920	\$ -	\$ 3,357,703	Oct-12
	VTC	SBDC Cooperative Agreement (Lenaë Quillen-Blume)	Awarded	59.037	Federal	Small Business Administration (10/1/12 - 9/30/15)	Statewide Business Counseling and Training (625K/yr)	\$1,875,000	\$817,155	\$625,000 1st yr	Oct-12
	VTC	TRIO-Student Support Services (Susan Polen)	Awarded	84.042A	Federal	U.S. Dept of Education (9/1/12 - 8/31/13) (9/1/14 - 8/31/15)	SSS Program designed to increase the number of disadvantaged low-income college students, first generation students and college students with disabilities in the U.S. who successfully complete a program of study. (1st yr: \$220K; 2nd yr: \$110K; 3rd yr: \$286K)	\$298,575	\$32,967	\$286,140	May-13
	VTC	EDA Disaster Assistance (Lenaë Quillen-Blume)	Awarded	11.307	Federal	Economic Development Administration (EDA), U.S. Dept of Commerce (6/1/13 - 12/31/15)	Disaster assistance	\$115,000	\$47,404	\$115,000	
	VTC	TRIO-Student Support Services (Susan Polen)	Awarded	84.042A	Federal	US Dept of Education (9/1/13 - 8/31/14) (4th year of 5 year grant)	SSS Program designed to increase the number of disadvantaged low-income college students, first generation students and college students with a disability in the U.S. who successfully complete a program of study.	\$271,175	\$32,967	\$271,175	Oct-13
	VTC	VTSBDC Business Environmental Assistance (Peter Crawford)	Awarded	66.708	Federal	Vt. Agency of Natural Resources / Dept of Environmental Conservation (10/1/14 - 9/30/15)	To fund Vt SBDC to provide environmental assistance to VT businesses through the Vermont Business Environmental Partnership.	\$47,500		\$47,500	
	VTC	Agency of Agriculture Digester Pond Liner (Chris Dutton)	Awarded		State	State of Vermont Agency of Agriculture, Food & Markets (10/1/13 - 12/31/15)	To improve farm management - which should improve water quality - by installing a flexible membrane pond liner/sealing.	\$50,000		\$50,000	
	VTC	Capital & Infrastructure Investment Grant (Ag., Forestry, & Forest Products) (Chris Dutton)	Awarded		Other	Vermont Working Lands Enterprise Initiative (Apr 2014 - Oct 2015)	Provide funds for dairy processing plant fit-up at the VTC farm.	\$75,000	\$75,000	\$75,000	Sep-14
	VTC	FAST Grant (Linda Rossi)	Awarded	59.058	Federal	U.S. Small Business Administration, Office of Technology (9/1/13 - 9/30/15) (One yr extension to 9/30/15)	Business advising and training	\$95,000	\$70,000	\$95,000	Sep-14
	VTC	USDA Rural Business Enterprise Grant Project Proposal (Linda Rossi)	Awarded	10.769	Federal	USDA Rural Development (10/1/14 - 9/30/15)	Advising and broadband services	\$32,500	\$40,525	\$32,501	
	VTC	SBDC Cooperative Agreement (Linda Rossi)	Awarded	59.037	Federal	Small Business Administration (10/1/14 - 9/30/15)	Provide assistance to the small business community through on-on-one business advising.	\$631,250	\$649,694	\$631,250 1st yr	Apr-15
	VTC	ACCD Grant Agreement (Linda Rossi)	Awarded		State	Small Business Administration (10/1/14 - 9/30/15)	Conduct Small Business Development Centers Programs	\$352,039		\$352,039	
	VTC	Advance Manufacturing Apprenticeship grant (Maureen Hebert)	Awarded		State	State of Vermont Dept of Economic Development (1/1/15 - 12/31/15)	Will cover 50% of tuition for the Advanced Manufacturing Apprenticeship program	\$18,000		\$18,000	
	VTC	Vermont Space Grant Consortium (Dr. Carl Brandon)	Awarded	43.001	Federal	NASA (5/10/15 - 5/15/17)	Support of mentored student undergraduate research (1st yr: \$10K; 2nd yr: \$6K; 3rd yr: \$6K)	\$22,000	\$16,000	\$20,000	
	VTC	Randolph Area Table Scrappers (RATS) (Chris Dutton)	Awarded		Other	Vermont Community Foundation (6/10/15 - 6/10/16)	Provide Randolph with residential food scrap disposal services at one convenient drop-off location in Randolph Center for delivery to the Vermont Tech anaerobic digester for the generation of electricity and conversion into bedding and crop fertilizer.	\$2,000		\$2,000	

**Vermont State Colleges**  
- Annual Grant Activity Report -  
FY2016 New Grants and Currently Active Grants

**A** = Action Item (Grants over \$150,000 need Board Approval)  
**N** = New Grants This Period  
**U** = Updated (Awarded/Denied or Withdrawn)  
**E** = Extended

Item	College	Grant Title (Project Director)	Status	CEFA #	Granting Agency (Fed,State,Other)	Funding Agency/Grant Period	Brief Description	Amount Requested	VSC Match	Amount Awarded	Reported to Board
	VTC	VMEC - NIST GRANT - Hollings Manufacturing Extension Partnership (Bob Zider)	Awarded	11.611	Federal	US Dept of Commerce (7/1/15 - 6/30/16)	Improve Manufacturing in Vermont and strengthen the global competitiveness of the state's small manufacturers. Focus on small to medium sized manufacturers; help them increase productivity, modernize processes, adopt advanced technologies, reduce costs, and stabilize the workforce. VMEC has a separate budget from the rest of the college.	\$650,000	\$1,300,000	\$650,000	May-15
	VTC	Lighting Lab Research & Development Feasibility Study (Jeff Higgins)	Awarded		Other	Efficiency Vermont-Vermont Energy Investment Corporation (1/31/15 - 12/31/15)	Help students, business owners and homeowners learn how to best transition to energy efficient lighting and new technologies. The lab's mission will be to transform the lighting market, the conservation workforce and build advocacy for conservation through the promotion and education of energy efficient technologies and design options.	\$10,000		\$10,000	
	VTC	McClure Foundation Grant (Jeff Higgins)	Awarded		Other	Vermont Works for Women (8/1/15 - 6/30/16)	Training and support of new Rosie's Girls Mentor Program, retreats/workshops for mentors/mentees. Develop workshop materials and coordinate/communications and implementation of the new mentor program initiatives.	\$18,000		\$18,000	
	VTC	Electrical & Plumbing Apprenticeship Programs (Bonnie Chamberlin)	Awarded		State	Vermont Department of Labor (7/1/15 - 6/30/16)	Management of related instruction component of VDoL Electrical & Plumbing Apprenticeship programs. This includes oversight of six (6) traditional sites throughout Vt., seven (7) levels of Distance Learning, 37 classes & over 500 students.	\$478,948		\$478,948	
	VTC	Windham County Economic Development Program (WCEDP/VY) (Linda Rossi)	Awarded		State	State of Vermont, Agency of Commerce and Community Development (ACCD) (7/1/15 - 6/30/16)	Provide technical assistance to individuals applying for funds allocated to assist those impacted by the closure of Vermont Yankee.	\$25,000		\$25,000	
	VTC	VMEC - Vermont Working Lands Enterprise Initiative (Bob Zider)	Awarded		State	State of Vermont, Agency of Agriculture, Food & Markets (6/1/15 - 7/30/16)	Provide a 2-day Innovation Engineering training session and follow-up coaching to the following sectors: Agriculture, Forestry, and Forest Products.	\$39,700		\$39,700	
	VTC	Federal and State Technology Partnership Program (FAST) (Linda Rossi)	Awarded	59.058	Federal	U.S. Small Business Administration (9/30/15 - 9/29/16)	To deliver training, financial and other assistance to small technology firms	\$100,000	\$50,000	\$100,000	
	VTC	Vermont Procurement Technical Assistant Center (VPTAC) (Linda Rossi)	Awarded	12.002	Federal	Agency of Commerce and Community Development (ACCD) (7/1/15 - 6/30/16)	Administering counseling, outreach event management, and training services to Vermont businesses interested in government contracting.	\$95,962		\$95,762	
	VTC	VtSBDC Vermont Green Business Program Administration (Peter Crawford)	Awarded	66.708	Federal	VTANR - Dept of Environmental Conservation (10/1/15 - 9/30/16)	To fund VtSBDC to administer the Vermont Green Business Program	\$47,500		\$47,500	
	VTC	Vt. Dept of Economic Dev - GE Training Grant (Maureen Hebert)	Awarded		State	State of Vermont Dept of Economic Development (8/15/15 - 5/31/16)	To cover 50% of tuition for the GE Training Program	\$48,734		\$48,734	
<b>N,U</b>	VTC	Perkins IV Basic Grant - Secondary & Postsecondary (Rosemay Distel)	<b>Awarded</b>	84.048	Federal	US Department of Education (7/1/2015 - 6/30/2016)	Improve the educational achievement of secondary and postsecondary students enrolled vocational/technical programs through integrating rigorous academic skills with technical skills as related to all aspects of business and industry.	\$166,205		\$166,205	
<b>U</b>	VTC	Randolph Area Table Scrappers (RATS) (Chris Dutton)	<b>Awarded</b>		Other	Vermont Community Foundation (Jun 2015 - Dec 2015)	Provide Randolph with residential food scrap disposal services at one convenient drop-off location on campus at Vermont Tech in Randolph for delivery to the anaerobic digester for the generation of electricity and conversion into bedding and crop fertilizer.	\$2,500		\$2,000	
<b>U</b>	VTC	FAST Grant (Linda Rossi)	<b>Awarded</b>	59.058	Federal	U.S. Small Business Administration, Office of Technology (10/1/15 - 9/30/16)	Business Advising and Training	\$95,000	\$25K (match) \$22.5K (Inkind)	\$100,000	
<b>U</b>	VTC	TRIO Student Support Services (SSS) Program (Sue Polen)	<b>Awarded</b>	84.042A	Federal	Department of Education (9/1/15 - 8/31/20)	Serve disadvantaged students -- 1st generation, low-income, and/or individuals with a disability - annually, with objectives to increase persistence, good academic standing, graduation, and transfer to a 4-year institution.	\$286,140	\$145,221	\$286,140	
<b>U</b>	VTC	Portable Assistance Program (Linda Rossi)	<b>Awarded</b>	59.037	Federal	Small Business Administration (10/1/15 - 9/30/16)	Advancing Southern Vermont's economy through Entrepreneurship and Innovation	\$100,000		\$100,000	



**Vermont State Colleges**  
 - Annual Grant Activity Report -  
 FY2016 New Grants and Currently Active Grants

A = Action Item (Grants over \$150,000 need Board Approval)  
 N = New Grants This Period  
 U = Updated (Awarded/Denied or Withdrawn)  
 E = Extended

Item	College	Grant Title (Project Director)	Status	CEDA #	Granting Agency (Fed,State,Other)	Funding Agency/Grant Period	Brief Description	Amount Requested	VSC Match	Amount Awarded	Reported to Board
	SOS	GEAR-UP Dual Enrollment Subaward (VSAC) (Joyce Judy)	Awarded	84.334	Federal	VSAC Pass-through (9/30/14 - 8/31/15)	To support existing Partnership agreement for the dual enrollment program and Intro to College Studies.	\$350,000	\$400,000		Sep-14
	SOS	GEAR-UP Dual Enrollment Subaward (VSAC) (Joyce Judy)	Awarded	84.334	Federal	VSAC Pass-through (9/15/15 - 8/15/16)	To support existing Partnership agreement for the dual enrollment program and Intro to College Studies.	\$350,000	\$350,000	\$350,000	
	SOS	Lumina State Strategy Development (Yasmine Ziesler)	Awarded		Other	Tides Center / Lumina Foundation (7/1/15 - 6/30/16)	To support the state's participation in the Lumina Foundation Strategy Labs Policy Academy	\$50,000		\$50,000	
	SOS	Assessing Fundraising Capacity (Patricia Coates)	Awarded		Other	Vermont Community Foundation (10/1/15 - 9/30/16)	Assessing fundraising capacity at the system level	\$2,500		\$2,500	
	SOS	Assessing Fundraising Capacity (Patricia Coates)	Awarded		Other	McClure Foundation (10/1/15 - 9/30/16)	Assessing fundraising capacity at the system level	\$2,500		\$2,500	

Vermont State Colleges  
- Annual Grant Activity Report -  
FY2016 Pending Grants

A = Action Item  
N = New Grants This Period  
U = Updated (Awarded/Denied or Withdrawn)

Item	College	Grant Title (Project Director)	Funding Agency/Grant Period	Brief Description	Requested	VSC Match	Awarded	Reported to
	CCV	Manufacturing Readiness Training Program (Penny Lynch)	Northern Borders Regional commission (10/1/15 - 9/30/18)	Prepare local job seekers and incumbent workers with the skills required to be hired and retained in manufacturing jobs (1st yr: \$47K; 2nd yr: \$48K; 3rd yr: \$49K)	\$144,000	\$43,200		
	CCV	CCV Gear Up GUIDE Academic Mentoring Program (Jennifer Garrett-Ostermiller)	Vermont Student Assistance Corp. (9/1/15 - 8/15/16)	Embed Peer Academic Mentors in gateway courses	\$16,000	\$16,000		
	CSC	Using "negative acknowledgement" to restore a rape victim's credibility in court (Kathryn Sperry)	Vermont Genetics Network (6/1/14 - 5/31/15)	Examine the efficacy of "negative acknowledgement" as a way to combat the negative impact of perceived blameworthiness for victims of sexual assault.	\$24,305			
	CSC	Castleton Student Faculty Summer Research Project (Ingrid Johnston-Robledo)	The Robert Fleming & Jane Howe Patrick Foundation, Inc (5/10/15 - 8/23/15)	Fund 4 summer undergraduate research projects (2015)	\$10,000			
	CSC	CashCourse (Rebecca Eno)	National Endowment for Financial Education (NEFE) (1/1/15 - 6/30/15)	Promote financial literacy	\$1,000			
	CSC	Howard Fishman: Basement Tapes Project (Richard Cowden)	New England Foundation for the Arts (1/19/2016 - 1/20/2016)	Introduce students to process of developing musical arrangements through improvisational techniques.	\$11,300			
	CSC	Improving causal gene prediction from GWAS (Christine Palmer)	Vermont Genetics Network (6/30/15 - 5/31/16)	VGN pilot research	\$25,000			
	CSC	Regulation of catabolite repression & the general stress response in <i>S.melioti</i> (Preston Garcia)	Vermont Genetics Network (6/1/15 - 5/31/16)	Determine how regulation of both central metabolism and the general stress response are connected.	\$75,000			
	CSC	Vermont Geographic Alliance Summer Institute (Scott Roper)	Esri ConnectED Summer 2015	Partially fund VGS Summer Institute (2015)	\$5,000			
	CSC	Tungsten Oxide Bronzes for Production of a High Energy Bio-oil (Timothy Thibodeau)	Vermont Genetics Network (6/1/15 - 5/31/16)	Understand the properties important for design of better catalysts.	\$25,000			
	CSC	Effects of Photochemical Degradation of DOM on Carben Nutrient Concentration and Bioavailability in the Lake Champlain Basin (Andrew Vermilyea, Ph.D.)	EPSCoR-uvm (6/1/15 - 3/31/16)	The objective of this project is to understand how important sunlight initiated reactions are to changing dissolved carbon nutrient concentrations and availability to microorganisms in the Lake Champlain Basin.	\$15,402			
	CSC	Castleton State College Virtual Hospital (Marie McDuff)	Gladys Brooks Foundation (7/1/14 - 6/30/16)	Purchase a high fidelity simulation manikin for the Virtual Hospital located in the Nursing Department.	\$97,494			
	LSC	Lyndon Promise Scholarship Challenge Grant (Bob Whittaker)	LSC Foundation FY2010 - FY2013	This challenge grant will provide an annual \$10K challenge to attract a total of \$10K in private support towards the Lyndon Promise Scholarship program. (\$10,000/yr for 4 yrs)	\$ 40,000	\$ 40,000		
	VTC	VMEC - Vermont Training Program (Bob Zider)	State of Vermont, Dept of Economic Development, Vermont Training Program (7/1/14 - 6/30/15)	Provide upgrade classroom training for employees in the following sectors: Manufacturing, Information Technology, Telecommunications, Healthcare, and Environmental	\$200,000			Sep-14
	VTC	USDA Rural Business Enterprise Grant Project Proposal (Linda Rossi)	ISDA Rural Development (10/1/15 - 9/30/16)	Advising and Broadband Services	\$200,000	\$30K (cash); \$20K (Inkind)		

**Vermont State Colleges**  
- Annual Grant Activity Report -  
FY2016 Grants Denied

**A = Action Item (Grants over \$150,000 need Board Approval)**

**N = New Grants This Period**

**U = Updated (Awarded/Denied or Withdrawn)**

**E = Extended**

Item	College	Grant Title (Project Director)	Status	CFDA #	Granting Agency (Fed,State,Other)	Funding Agency/Grant Period	Brief Description	Amount Requested	VSC Match	Amount Awarded	Reported to Board
	CCV	VT DOL - WET Fund Training Grant (Penne Lynch)	Denied			Vermont Department of Labor (9/1/14 - 8/31/15)	To give a strong basic career ready skill set to aspiring and underemployed Vermont workers looking to enter Manufacturing, Healthcare, Customer Service, and STEM careers.	\$108,918			
	CSC	Supporting Excellence and building Community in the Sciences (Catherine Garland, Ph.D)	Denied			National Science Foundation (7/1/15 - 6/30/20)	Improve the recruitment, retention, student community dynamics, financial support, success and career and graduate school placement of academically talented and financially needy undergraduate students working towards Bachelor of Science degrees in biology, chemistry, environmental science and geology. (1st yr: \$89K; 2nd yr: \$123K; 3rd yr: \$113K; 4th yr: \$149K; 5th yr: \$149K)	\$621,471			Sep-14
<b>U</b>	CSC	Castleton University (Leigh-Ann Brown)	<b>Denied</b>			Bowse Health Trust (1/1/16 - 12/31/19)	Provide Rutland community members with developmental challenges with an opportunity to socially engage with their peers while learning about healthy lifestyle choices. (1st yr: \$6K; 2nd yr: \$4K; 3rd yr: \$4K)	\$13,940			
<b>U</b>	CSC	Castleton Archives Digital Preservation Initiative (Karen Sanborn)	<b>Denied</b>			NEH (1/1/16 - 6/30/16)	Advise the CSC Archives in developing its first digital preservation plan.	\$6,000			
<b>U</b>	JSC	Student Success in the First Year and Beyond (Dan Regan)	<b>Denied</b>			U.S. Department of Education, Office of Postsecondary Education: Strengthening Institutions Program (10/1/2015 - 9/30/2020)	Transforming the curriculum and academic support systems for freshmen, sophomores, juniors, transfers, and near-completers; also, endowment growth (1st yr: \$448K; 2nd yr: \$440K; 3rd yr: \$449K; 4th yr: \$445K; 5th yr: \$437K)	\$2,217,714	\$500,000		Sep-15
<b>U</b>	JSC	Infants Differentiation of Physical and Social Incongruities (Gina Mireault, Ph.D)	<b>Denied</b>			National Institutes of Health (National Institute of Child Health & Human Development) (9/1/15 - 8/31/18)	Investigation of the role of social context on infant cognition using behavioral, affective & physiological measures from 4 to 7 months (1st yr: \$111K; 2nd yr: \$112K; 3rd yr: \$77K)	\$299,997			
	VTC	USDA Rural Business Enterprise Grant Project Proposal (Linda Rossi)	Denied			ISDA Rural Development (10/1/15 - 9/30/16)	Advising and Broadband Services	\$75,000	\$18,750 (Inkind)		
	VTC	Northeast Delta Dental: Radiology Equipment (Ellen Grimes)	Denied			Northeast Delta Dental (Jan 2015 - Dec 2015)	To purchase new, replacement radiology equipment for the Dental Hygiene clinic.	\$15,200			
	VTC	Measuring Effectiveness of Competency Models for Professional Development (Scott Sabol)	Denied			New England Transportation Consortium (Mar 2015 - Aug 2016)	Develop competency models that can be used by New England state transportation agencies to use related to workforce needs. Pilot a proposed model with at least one state transportation agency. (1st yr: \$56K; 2nd yr: \$43K)	\$99,081			